

March 12 – December 17, 2020 COVID-19 Report

Cumulative Confirmed Cases by Independence Zip Code						
Independence Zip Code	Total Reported Cases as of December 3	Rate per 100,000 as of December 3	Number of New Cases Since December 3	Percent Increase in the Number of Cases	Total Reported Cases to Date	Rate per 100,000 residents to date
64050	929	4165.55	159	17.12%	1088	4878.49
64052	863	4293.96	160	18.54%	1023	5090.06
64053	226	4182.09	42	18.58%	268	4959.29
64054	139	3864.33	16	11.51%	155	4309.15
64055	1438	4235.14	275	19.12%	1713	5045.06
64056	697	4067.94	115	16.50%	812	4739.12
64057	757	5154.57	142	18.76%	899	6121.48
64058*	292	4208.10	58	19.86%	350	5043.95
64015**	1347	4291.04	235	17.45%	1582	5039.66
64016†	123	2648.01	32	26.02%	155	3336.92
Total	6811	4252.89	1234	18.12%	8045	5023.42

To date, the City of Independence has seen 94 confirmed cases among staff: twenty-six in the Fire Department, thirty in the Police Department, fifteen in the Utilities Department, nine in Municipal Services, one in Animal Services, two in Municipal Court, two in Finance & Administration, three in Community Development, one in the City Manager's Office, and five in the Parks/Recreation/Tourism Department.

City of Independence Testing (Performed using CARES Funds by City staff and volunteers)			
	As of December 3	As of December 17	Percent Change
Tests Processed	5841	7,662	23.77% (increase)
Number of Positive Cases	797	1,103	38.39% (increase)
Positivity Rate	22.86%	14.40%	37.01% (decrease)

Please note: Positive rates should be at or below 5 percent for at least 14 days before a state or country can safely reopen, according to the World Health Organization. The Harvard Global Health group estimates that communities need to test widely enough so that the number of people testing positive for the virus is 3% or lower in order adequately suppress the pandemic. In the US, the current positive rate is 13.3% with the cumulative positive rate at 19.04%.

The Harvard Global Health group estimates that communities in Missouri should aim for 212 tests/100,000 citizens each day to mitigate outbreaks and 767 tests/100,000 citizens each day to suppress the virus. Testing in Independence and Eastern Jackson County are far below these numbers. In the last seven days of available data (the week of December 7 - 13), Eastern Jackson County averaged 503.29 tests per day or approximately 121 tests/100,000 citizens each day.

City of Independence Gating Criteria for Re-opening

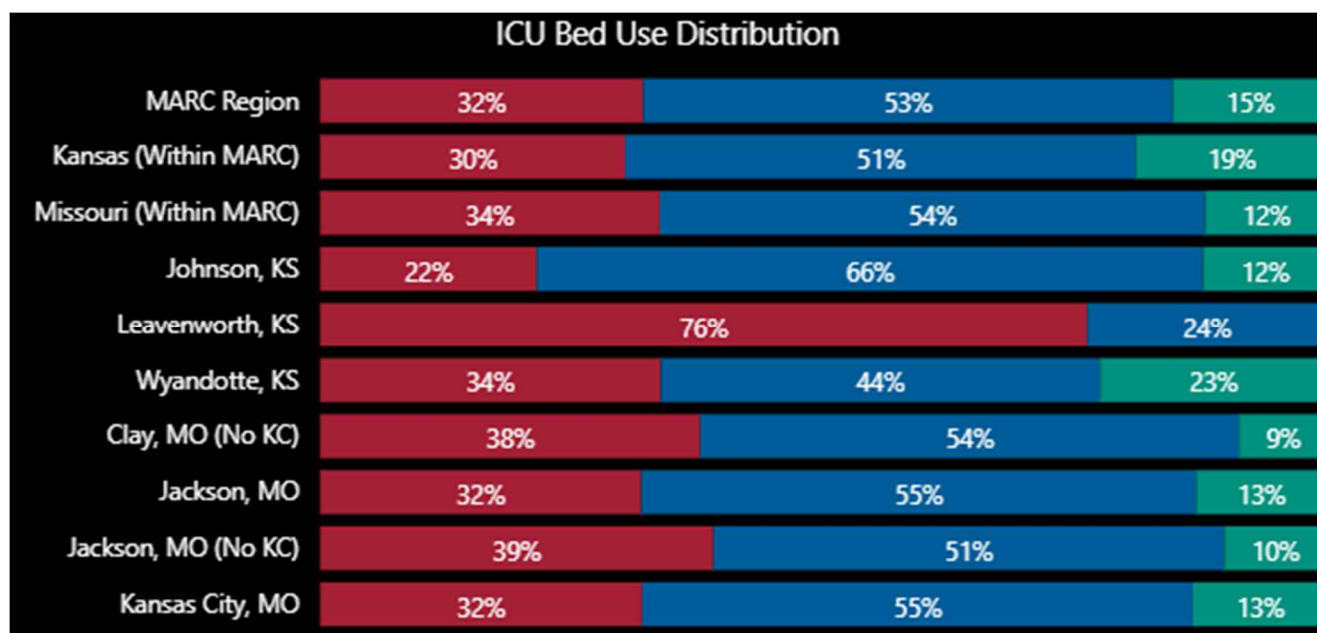
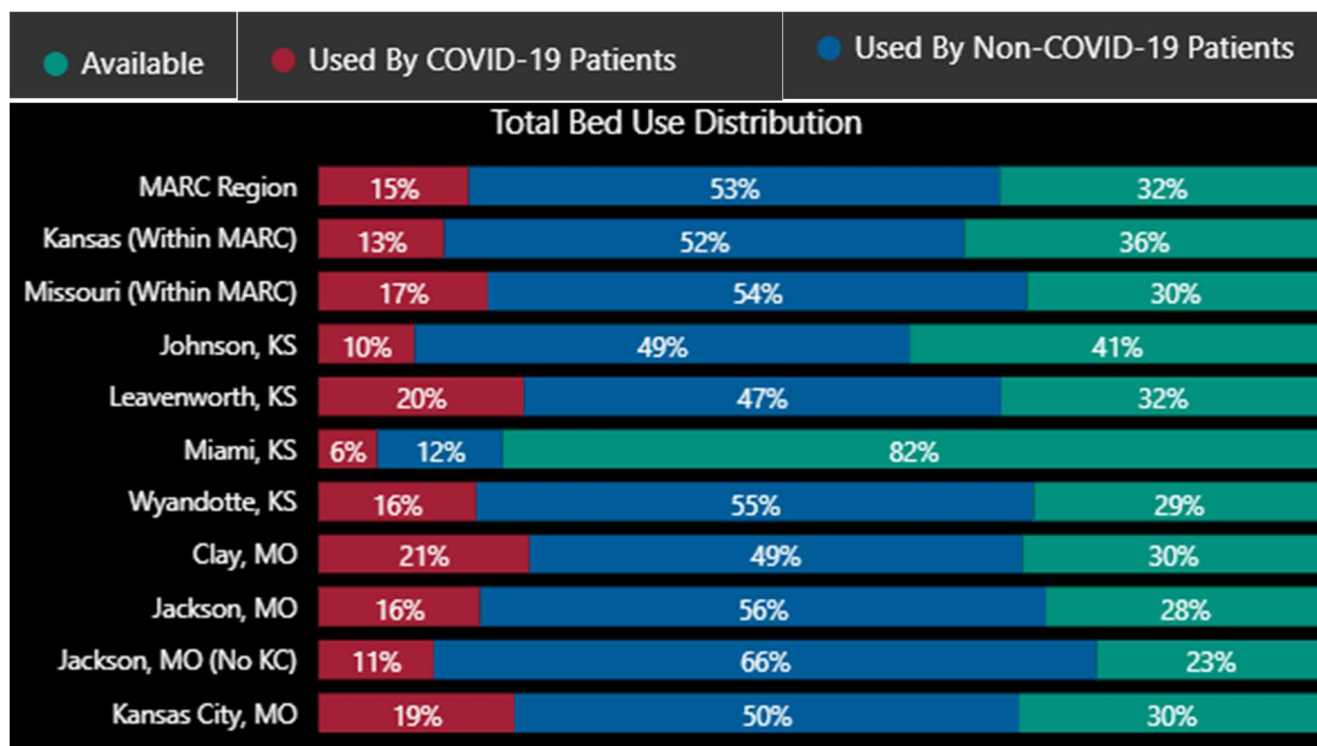
1. Sustained decrease in the number of confirmed cases and positive rate for at least four weeks.
2. Adequate PPE supply for hospitals, long-term care facilities, and first responders.
3. Sustained decrease in hospitalizations.
4. Adequate access to testing and contact tracing.

Eastern Jackson County Stats			
	As of December 3	As of December 17	Percent Change
Cumulative Persons Tested	113,218	121,972	7.73% (increase)
Overall Percent Positive	15.64%	17.07%	9.14% (increase)
14-Day Average Percent Positive	26.3%	25.79%	1.94% (decrease)
Cumulative Confirmed Cases	17,710	20,816	17.54% (increase)
Cases Per 100,000	4650	5465	17.53% (increase)
Deaths	184	205	11.41% (increase)

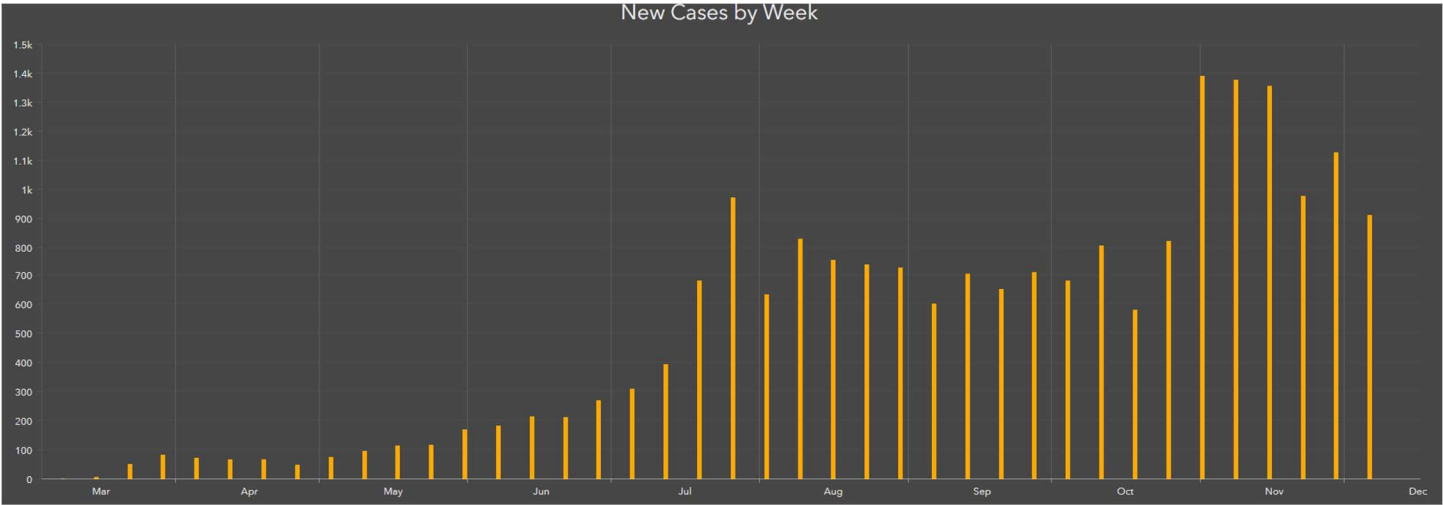
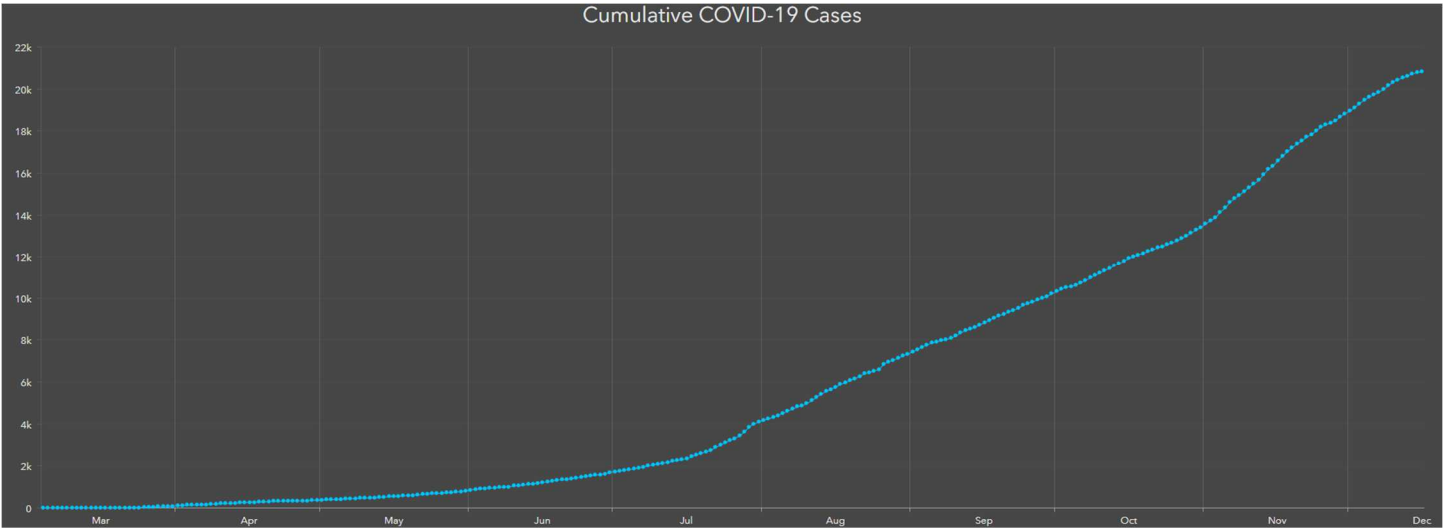
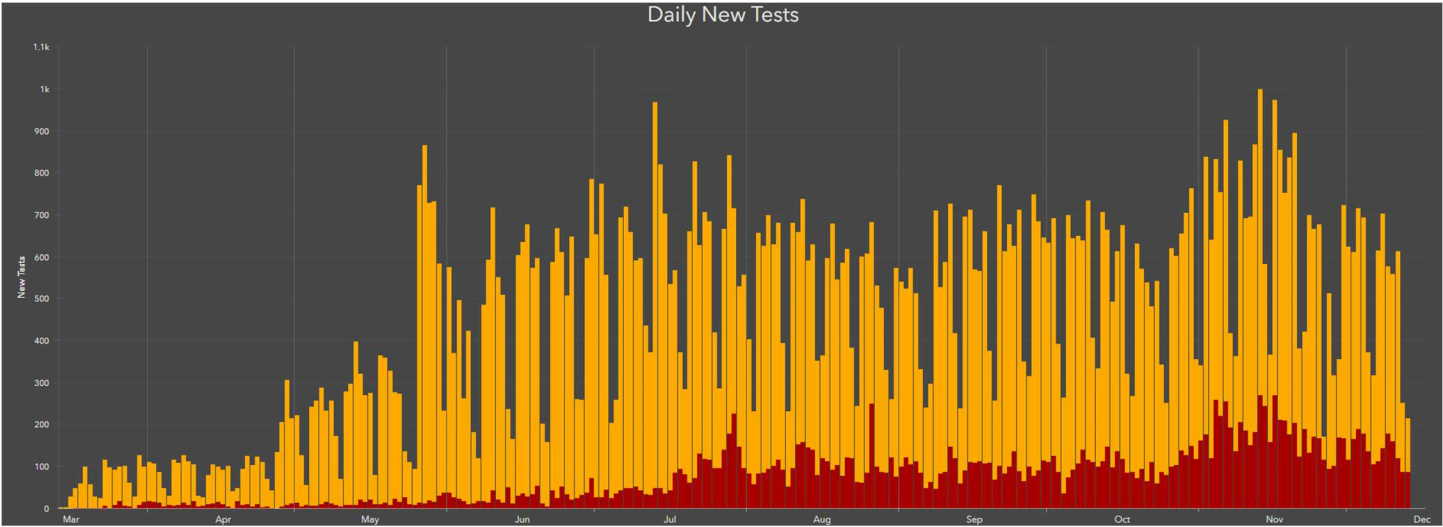
MARC Eastern Jackson County Hospital Stats			
	As of December 3	As of December 17	Percent Change
Total Beds Available	*302	223	26.16% (decrease)
Beds Used by Non-COVID Patients	611	649	6.22% (increase)
Beds Used by COVID Patients	114	113	0.88% (decrease)

*"Beds available" is now calculated based on beds that are staffed.

MARC Region Graphical Data
Jurisdiction Comparison on Hospital Resource Usage



Graphical Eastern Jackson County Data



Institute of Health Metrics and Evaluation
Hospital Resource Use Projections for Missouri

