

January 13 – January 28, 2021 COVID-19 Report

<b>Cumulative Confirmed Cases by Independence Zip Code</b>						
Independence Zip Code	Total Reported Cases as of January 14	Rate per 100,000 as of January 14	Number of New Cases Since January 14	Percent Increase in the Number of Cases	Total Reported Cases to Date	Rate per 100,000 residents to date
64050	1324	5936.69	71	5.36%	1395	6,255.04
64052	1289	6413.57	88	6.83%	1377	6,851.43
64053	305	5643.97	17	5.57%	322	5,958.55
64054	205	5699.19	21	10.24%	226	6,283.01
64055	2139	6299.7	150	7.01%	2289	6,741.47
64056	996	5813	75	7.53%	1071	6,250.73
64057	996	5813	208	20.88%	1204	8,198.28
64058*	457	6585.96	33	7.22%	490	7,061.54
64015**	2009	6399.92	147	7.32%	2156	6,868.21
64016†	215	4628.63	14	6.51%	229	4,930.03
Total	9935	59233.63	824	8.29%	10759	6718.08

To date, the City of Independence has seen **120** confirmed cases among staff: thirty-seven in the Fire Department, thirty-five in the Police Department, twenty in the Utilities Department, ten in Municipal Services, two in Animal Services, two in Municipal Court, two in Finance & Administration, three in Community Development, one in the City Manager’s Office, and eight in the Parks/Recreation/Tourism Department.

Please note: Positive rates should be at or below 5 percent for at least 14 days before a state or country can safely reopen, according to the World Health Organization. The Harvard Global Health group estimates that communities need to test widely enough so that the number of people testing positive for the virus is 3% or lower in order adequately suppress the pandemic. In the US, the current positive rate is **11.9%** with the cumulative positive rate is **9.25%**

The Harvard Global Health group estimates that communities in Missouri should aim for 212 tests/100,000 citizens each day to mitigate outbreaks and 767 tests/100,000 citizens each day to suppress the virus. Testing in Independence and Eastern Jackson County are far below these numbers. In the last seven days of available data (the week of January 7 - 13), Eastern Jackson County averaged **529** tests per day or approximately **137** tests/100,000 citizens each day.

**City of Independence Gating Criteria for Re-opening**

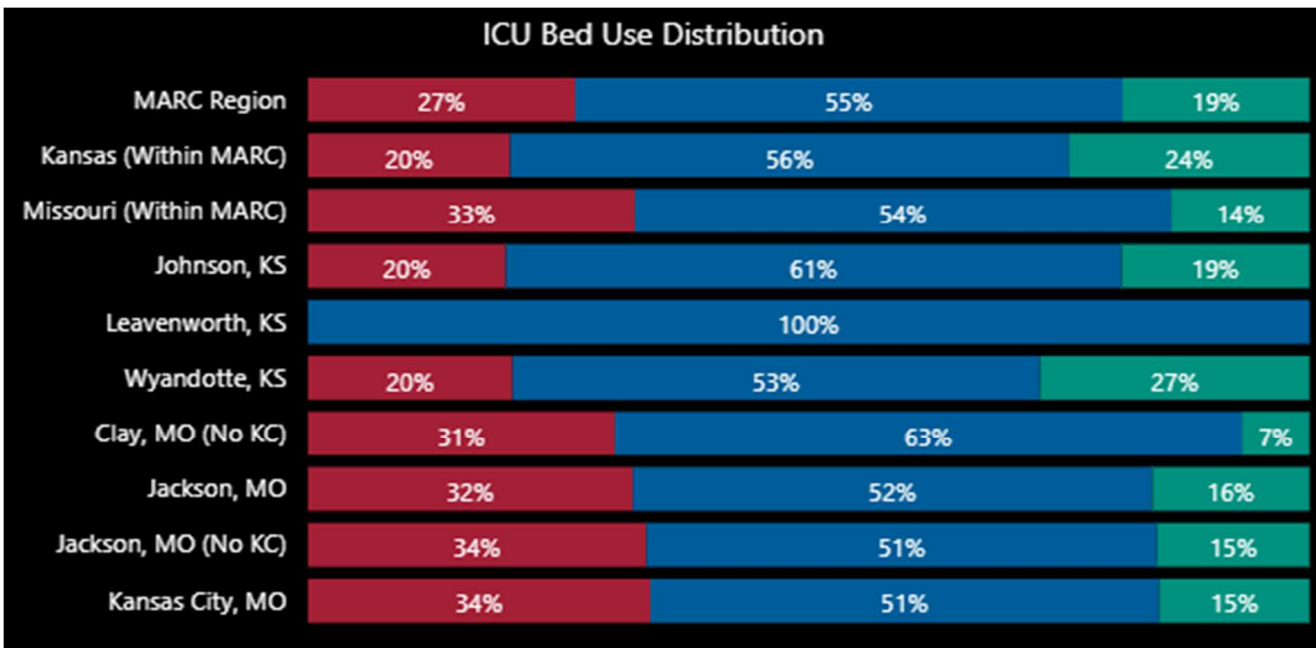
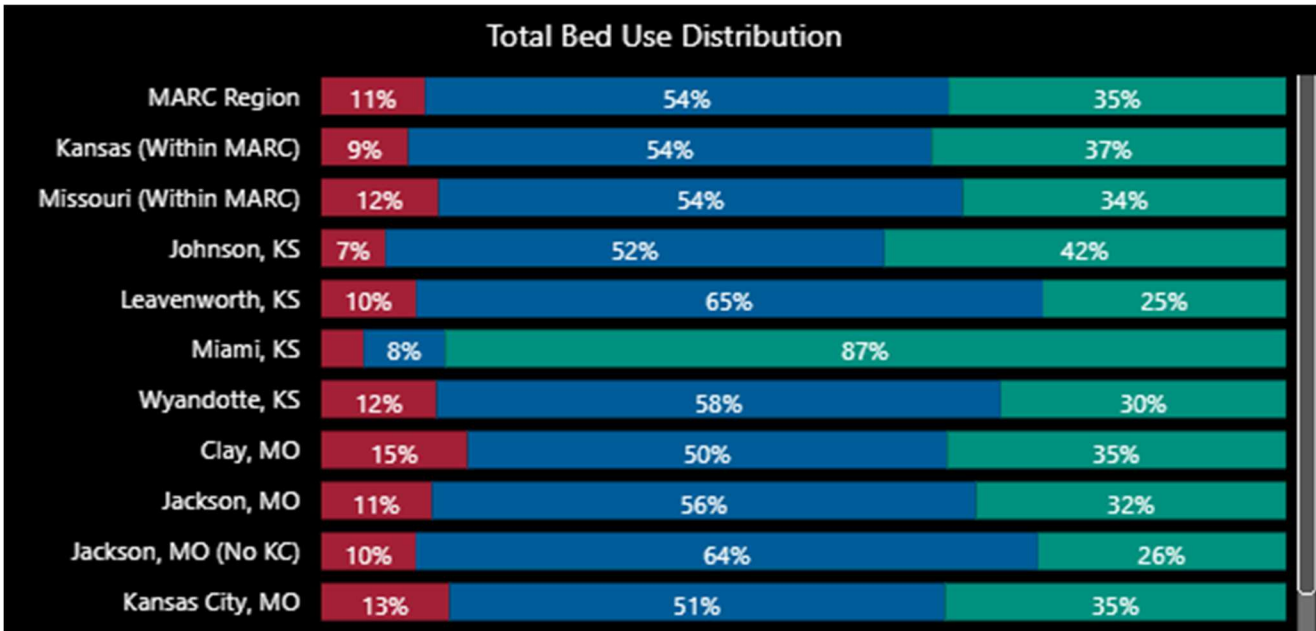
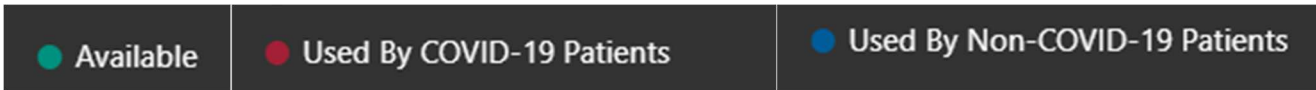
1. Sustained decrease in the number of confirmed cases and positive rate for at least four weeks.
2. Adequate PPE supply for hospitals, long-term care facilities, and first responders.
3. Sustained decrease in hospitalizations.
4. Adequate access to testing and contact tracing.

	As of January 13	As of January 28	Percent Change
Cumulative Persons Tested	134,263	136,862	1.94% (Increase)
Overall Percent Positive	19.22%	20.22%	5.20% (Increase)
14-Day Average Percent Positive	38.41%	27.87%	27.44% (Decrease)
Cumulative Confirmed Cases	25,812	27,676	7.22% (Increase)
Cases Per 100,000	6,777	7,266	7.22% (Increase)
Deaths	277	306	10.47% (Increase)

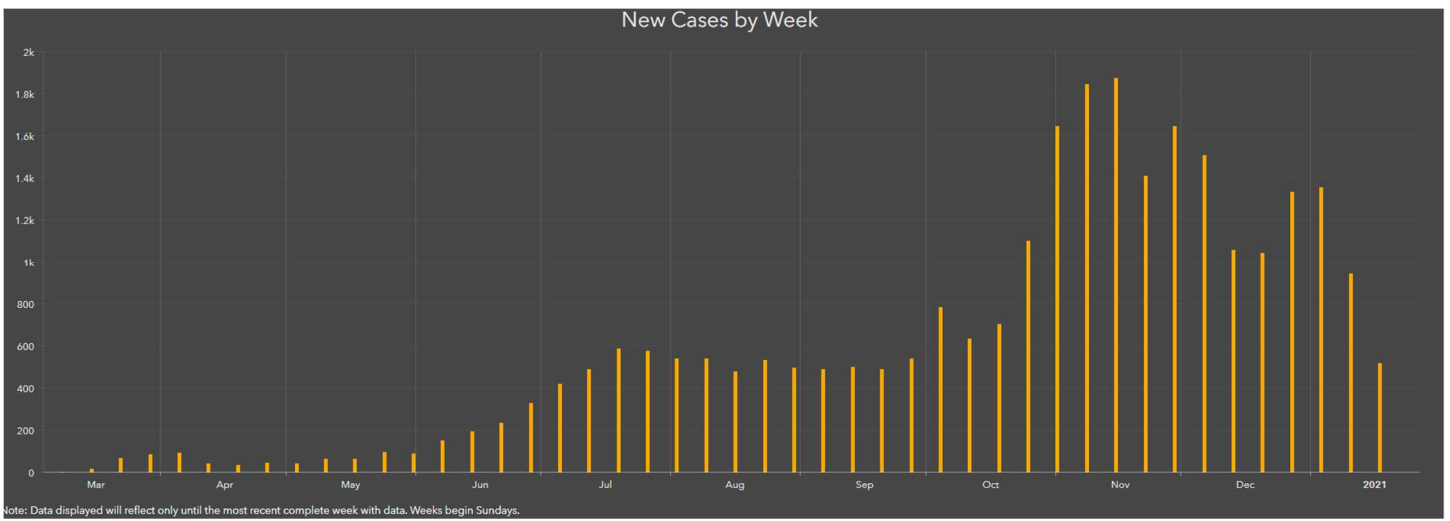
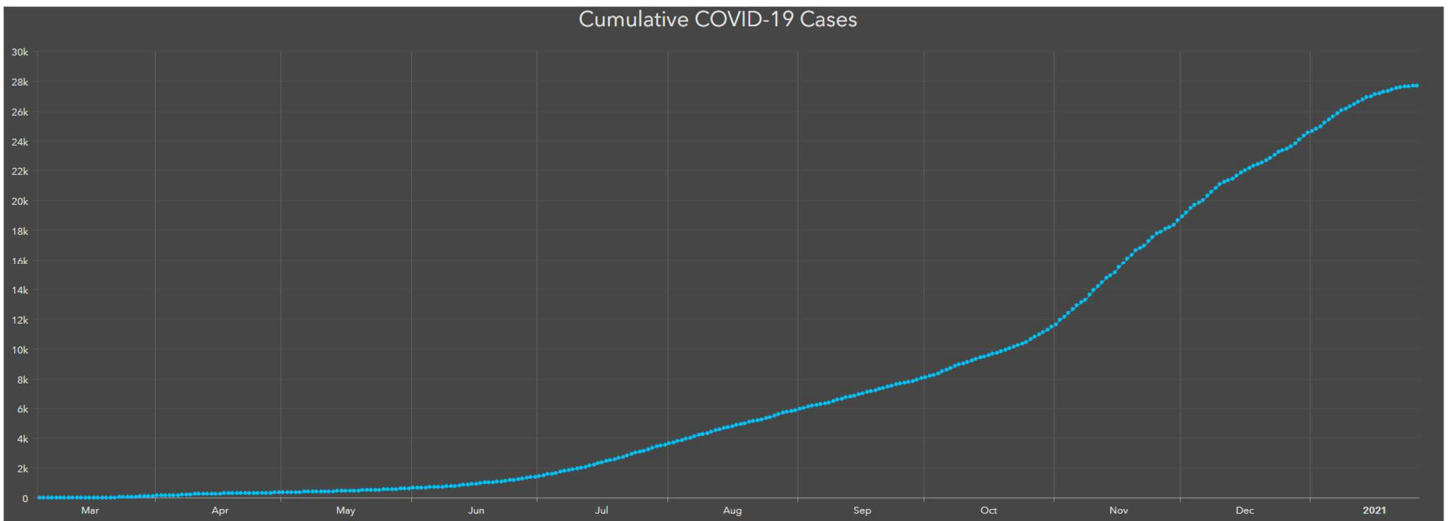
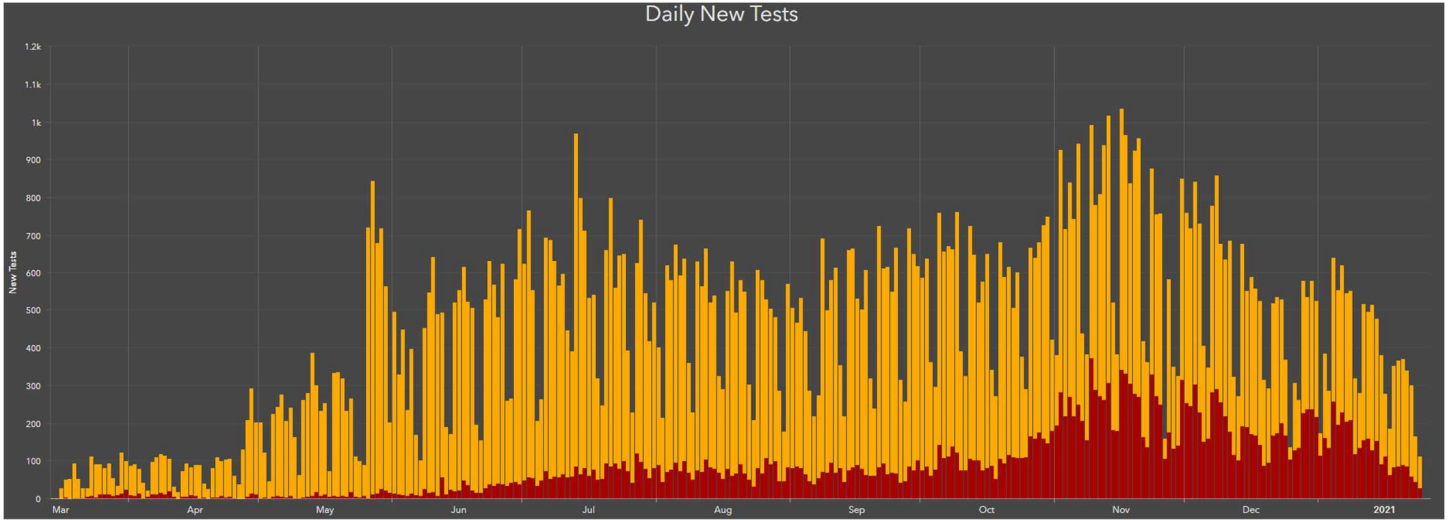
<b>MARC Eastern Jackson County Hospital Stats</b>			
	As of January 13	As of January 28	Percent Change
Total Beds Available	200	233	16.50% (Increase)
Beds Used by Non-COVID Patients	639	623	2.50% (Decrease)
Beds Used by COVID Patients	132	84	36.36% (Decrease)

\*"Beds available" is now calculated based on beds that are staffed.

## Jurisdiction Comparison on Hospital Resource Usage



# Graphical Eastern Jackson County Data



Note: Data displayed will reflect only until the most recent complete week with data. Weeks begin Sundays.

# Institute of Health Metrics and Evaluation Hospital Resource Use Projections for Missouri

