

February 25 – March 11, 2021 COVID-19 Report

<b>Cumulative Confirmed Cases by Independence Zip Code</b>						
Independence Zip Code	Total Reported Cases as of February 25	Rate per 100,000 as of February 25	Number of New Cases Since February 25	Percent Increase in the Number of Cases	Total Reported Cases to Date	Rate per 100,000 residents to date
64050	1521	6,725.92	66	4.34%	1587	6,991.24
64052	1464	7,020.24	79	5.40%	1543	7,399.06
64053	360	6,015.04	19	5.28%	379	6,332.50
64054	244	7,986.91	15	6.15%	259	8,477.91
64055	2470	7,406.30	148	6.00%	2618	7,850.07
64056	1158	6,926.67	67	5.79%	1225	7,327.43
64057	1316	9,246.77	69	5.24%	1385	9,731.59
64058*	530	7,734.97	33	6.23%	563	8,216.58
64015**	2339	7,605.51	107	4.57%	2446	7,953.44
64016†	256	5,429.48	13	5.08%	269	5,705.19
<b>Total</b>	<b>11658</b>	<b>7,326.13</b>	<b>616</b>	<b>5.28%</b>	<b>12274</b>	<b>7,713.24</b>

To date, the City of Independence has seen **125** confirmed cases among staff: thirty-seven in the Fire Department, thirty-eight in the Police Department, twenty-one in the Utilities Department, ten in Municipal Services, two in Animal Services, two in Municipal Court, two in Finance & Administration, three in Community Development, one in the City Manager's Office, and nine in the Parks/Recreation/Tourism Department.

Please note: Positive rates should be at or below 5 percent for at least 14 days before a state or country can safely reopen, according to the World Health Organization. The Harvard Global Health group estimates that communities need to test widely enough so that the number of people testing positive for the virus is 3% or lower in order adequately suppress the pandemic. In the US, the current positive rate is **4.5%** with the cumulative positive rate is **8.82%**

The Harvard Global Health group estimates that communities in Missouri should aim for 212 tests/100,000 citizens each day to mitigate outbreaks and 767 tests/100,000 citizens each day to suppress the virus. Testing in Independence and Eastern Jackson County are far below these numbers. In the last seven days of available data (the week of March 2 - 8), Eastern Jackson County averaged **782** tests per day or approximately **202** tests/100,000 citizens each day.

**City of Independence Gating Criteria for Re-opening**

1. Sustained decrease in the number of confirmed cases and positive rate for at least four weeks.
2. Adequate PPE supply for hospitals, long-term care facilities, and first responders.
3. Sustained decrease in hospitalizations.
4. Adequate access to testing and contact tracing.

\*City staff and members of the Incident Command met on 3/10/21 to review the current Health Order. No changes were recommended at this time; however, changes to the City's phasing plan were discussed.

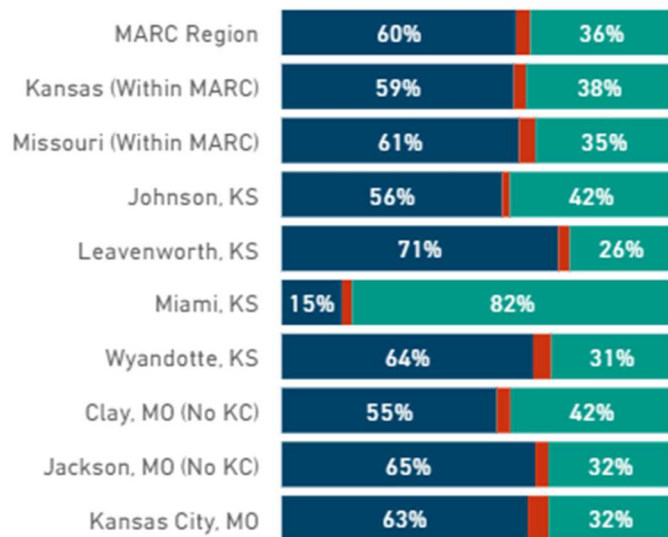
Eastern Jackson County Stats			
	As of February 24	As of March 11	Percent Change
Cumulative Persons Tested	280,286	292,901	4.50% (Increase)
14-Day Average Percent Positive	17.89%	10.97%	38.68% (Decrease)
Cumulative Confirmed Cases	29,438	29,938	1.70% (Increase)
Cases Per 100,000	9,137	9,377	2.63% (Increase)
Deaths	408	436	6.86% (Increase)

MARC Eastern Jackson County Hospital Stats			
	As of February 24	As of March 11	Percent Change
Total Beds Available	180	209	16.11% (Increase)
Beds Used by Non-COVID Patients	441	424	3.85% (Decrease)
Beds Used by COVID Patients	35	22	37.14% (Decrease)

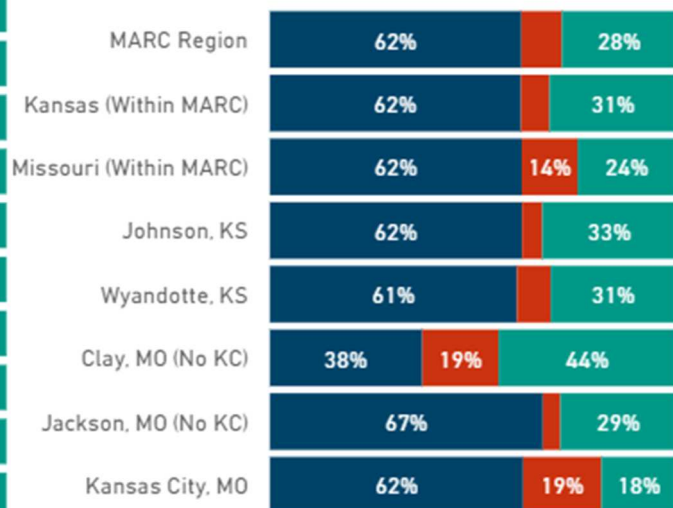
\*"Beds available" is now calculated based on beds that are staffed.

### MARC Region Graphical Data Jurisdiction Comparison on Hospital Resource Usage

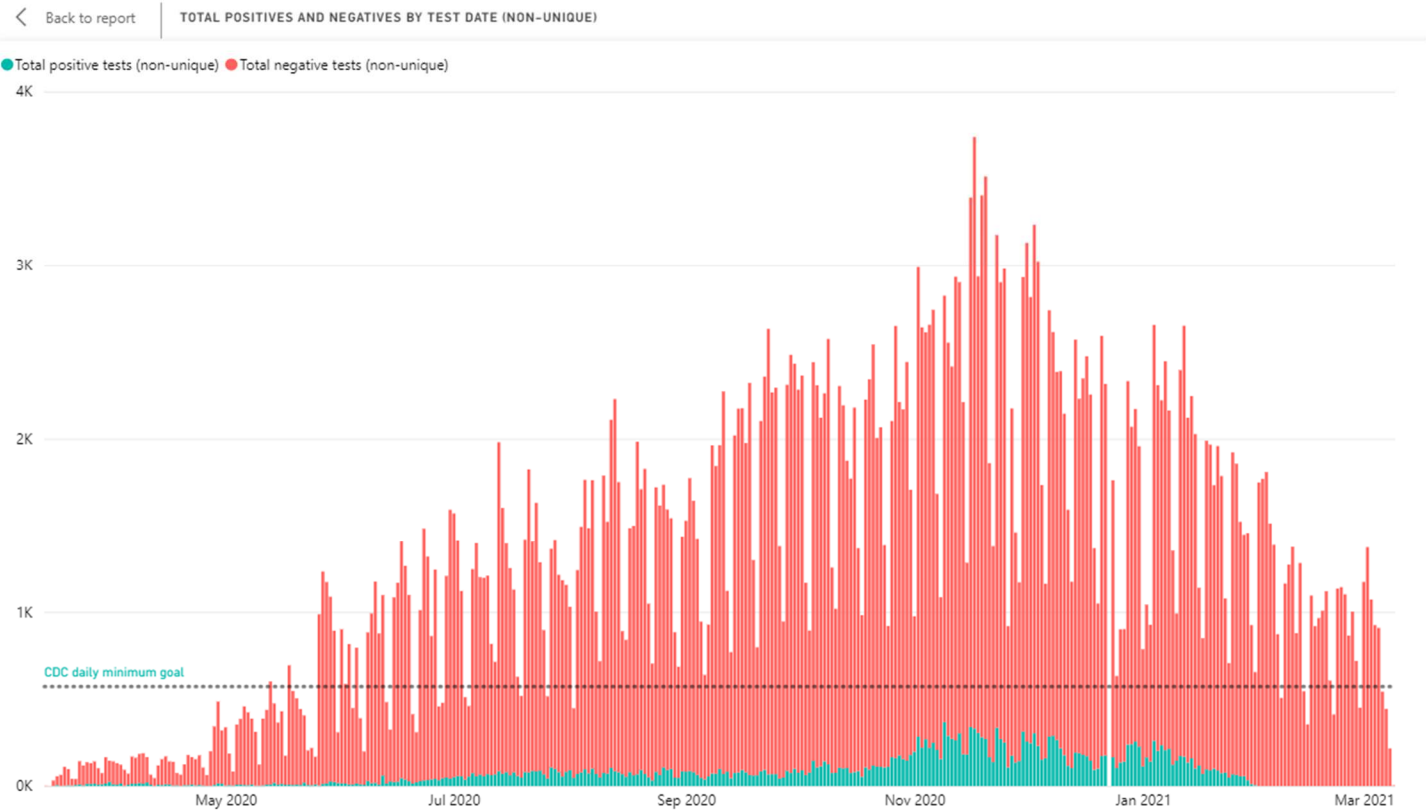
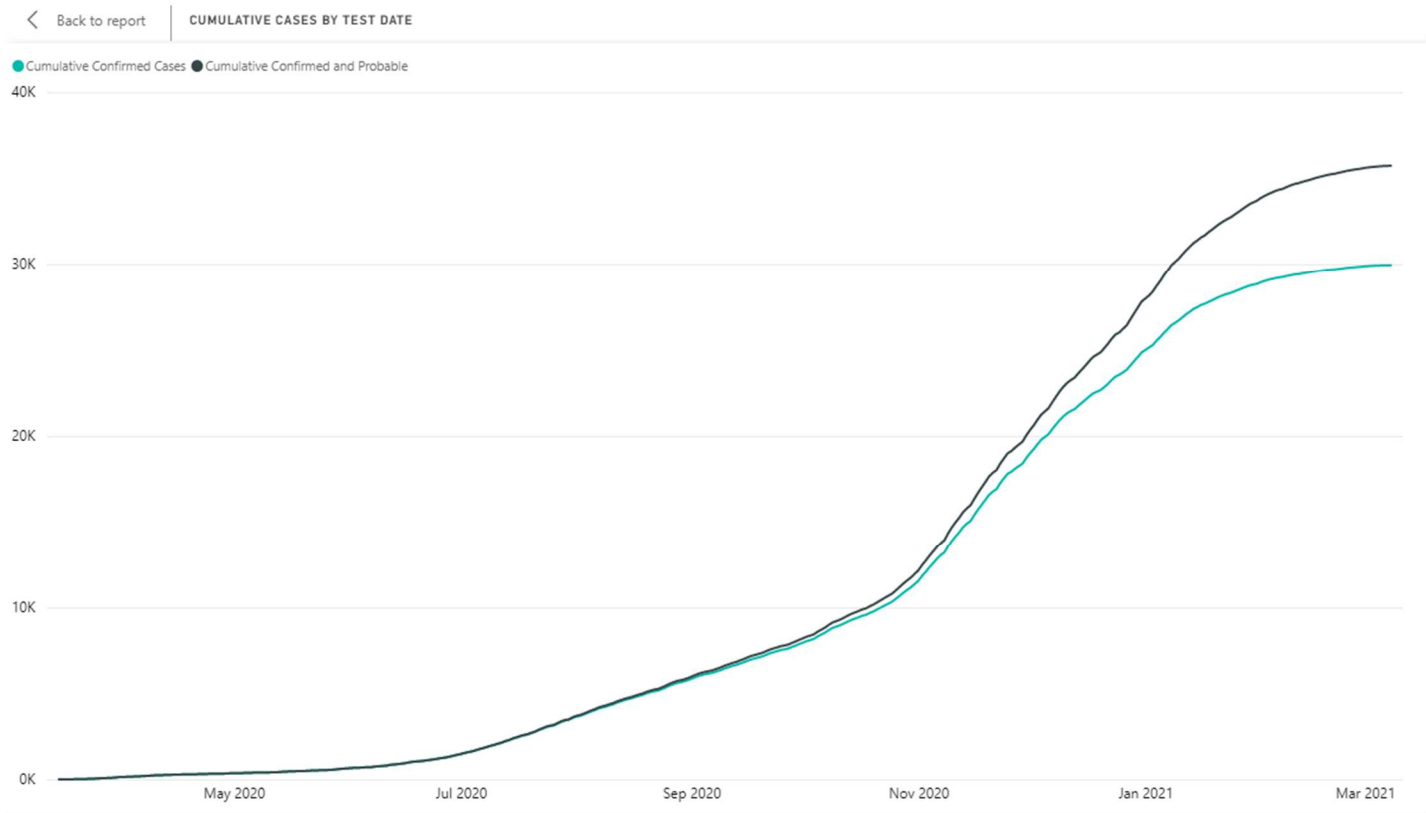
#### All Hospital Beds



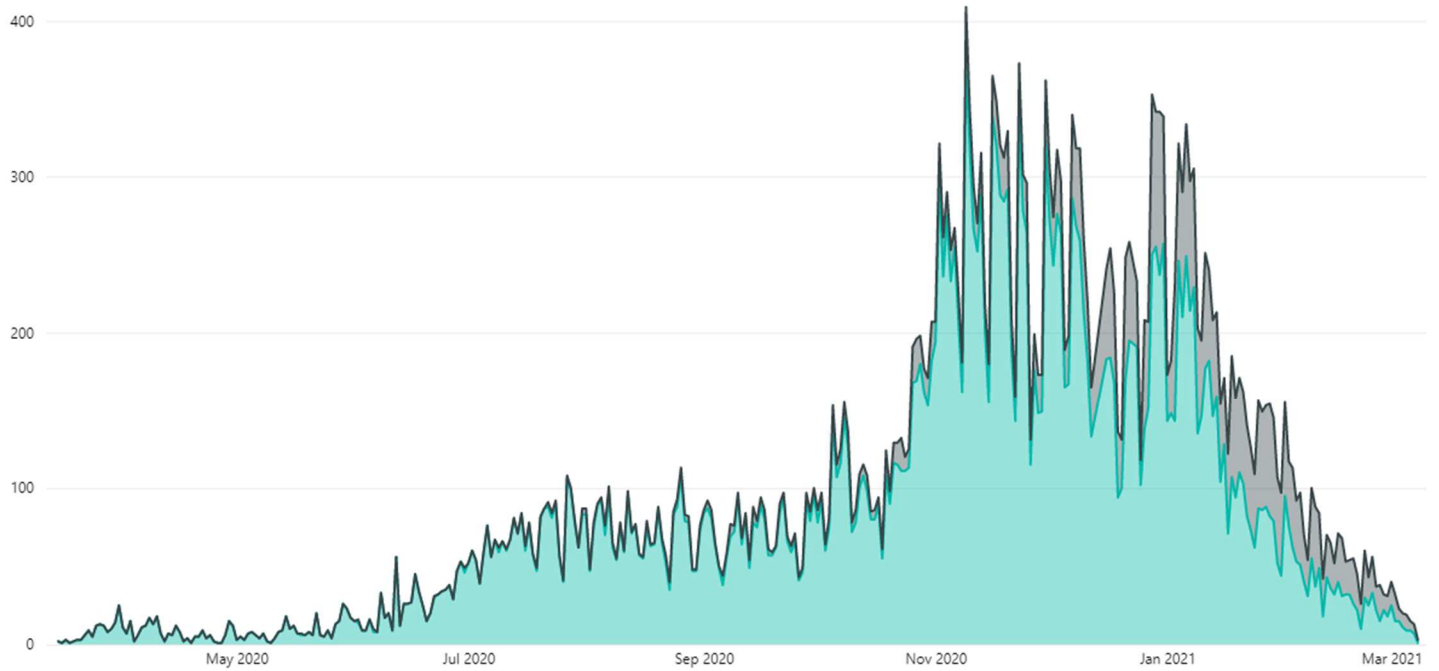
#### Adult ICU Beds



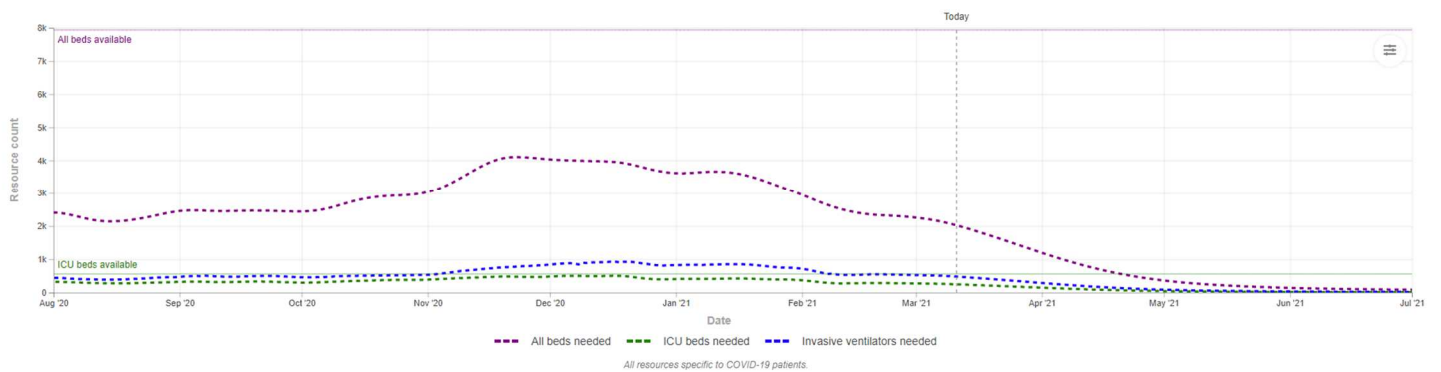
# Graphical Eastern Jackson County Data



● Total Confirmed Cases 
 ● Total Probable Cases



## Institute of Health Metrics and Evaluation Hospital Resource Use Projections for Missouri



All resources specific to COVID-19 patients.