

March 11 – April 1, 2021 COVID-19 Report

Cumulative Confirmed Cases by Independence Zip Code						
Independence Zip Code	Total Reported Cases as of March 11	Rate per 100,000 as of March 11	Number of New Cases Since March 11	Percent Increase in the Number of Cases	Total Reported Cases to Date	Rate per 100,000 residents to date
64050	1587	6991	19%	303	1890	8475
64052	1543	7399	15%	237	1780	8857
64053	379	6332	12%	46	425	7865
64054	259	8477	14%	37	296	8229
64055	2618	7850	19%	496	3114	9171
64056	1225	7327	23%	287	1512	8825
64057	1385	9731	22%	305	1690	11508
64058*	563	8216	23%	129	692	9973
64015**	2446	7953	25%	612	3058	9742
64016†	269	5705	32%	87	356	7664
Total	12274	7713	21%	2539	14,813	9249

To date, the City of Independence has seen **126** confirmed cases among staff: thirty-seven in the Fire Department, thirty-eight in the Police Department, twenty-one in the Utilities Department, eleven in Municipal Services, two in Animal Services, two in Municipal Court, two in Finance & Administration, three in Community Development, one in the City Manager's Office, and nine in the Parks/Recreation/Tourism Department.

Please note: Positive rates should be at or below 5 percent for at least 14 days before a state or country can safely reopen, according to the World Health Organization. The Harvard Global Health group estimates that communities need to test widely enough so that the number of people testing positive for the virus is 3% or lower in order adequately suppress the pandemic. In the US, the current positive rate is **4.7%** with the cumulative positive rate is **8.38%**

The Harvard Global Health group estimates that communities in Missouri should aim for 212 tests/100,000 citizens each day to mitigate outbreaks and 767 tests/100,000 citizens each day to suppress the virus. Testing in Independence and Eastern Jackson County are far below these numbers. In the last seven days of available data (the week of March -), Eastern Jackson County averaged **714** tests per day or approximately **171** tests/100,000 citizens each day.

City of Independence Gating Criteria for Re-opening

1. Sustained decrease in the number of confirmed cases and positive rate for at least four weeks.
2. Adequate PPE supply for hospitals, long-term care facilities, and first responders.
3. Sustained decrease in hospitalizations.
4. Adequate access to testing and contact tracing.

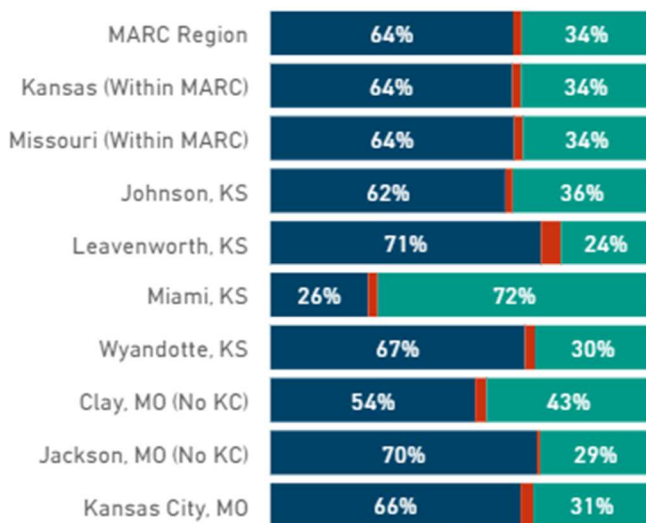
Eastern Jackson County Stats			
	As of March 11	As of April 1	Percent Change
Cumulative Persons Tested	292,901	336,346	14.83% (Increase)
14-Day Average Percent Positive	10.97%	3.28%	70.10% (Decrease)
Cumulative Confirmed Cases	29,938	30,558	2.70% (Increase)
Cases Per 100,000	9,377	9,392	0.16% (Increase)
Deaths	436	451	3.44% (Increase)

MARC Eastern Jackson County Hospital Stats			
	As of March 11	As of April 1	Percent Change
Total Beds Available	209	205	1.91% (Decrease)
Beds Used by Non-COVID Patients	424	462	8.96% (Increase)
Beds Used by COVID Patients	22	9	59.09% (Decrease)

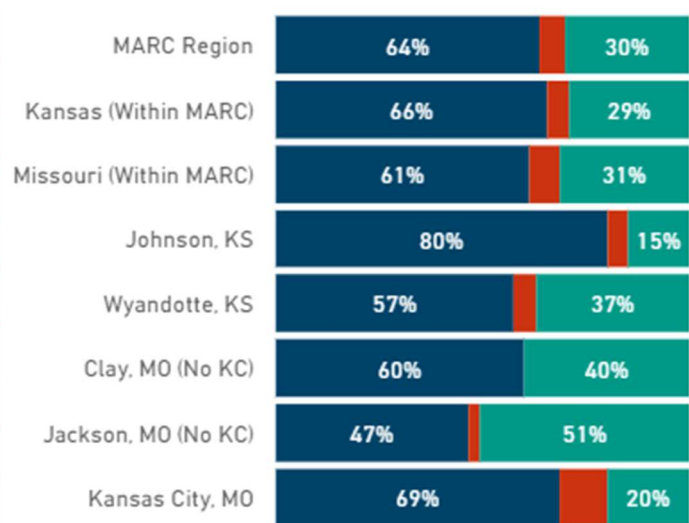
*"Beds available" is now calculated based on beds that are staffed.

MARC Region Graphical Data Jurisdiction Comparison on Hospital Resource Usage

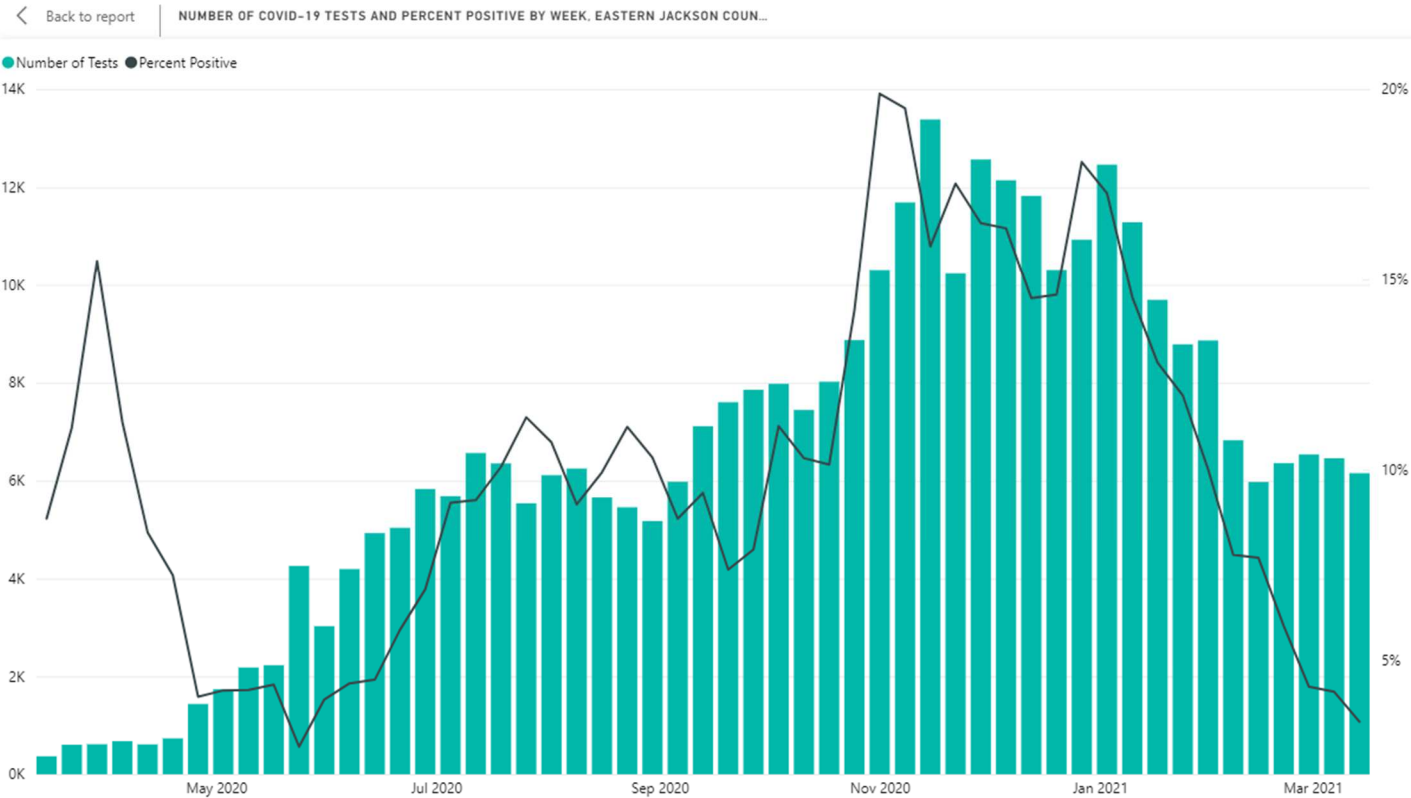
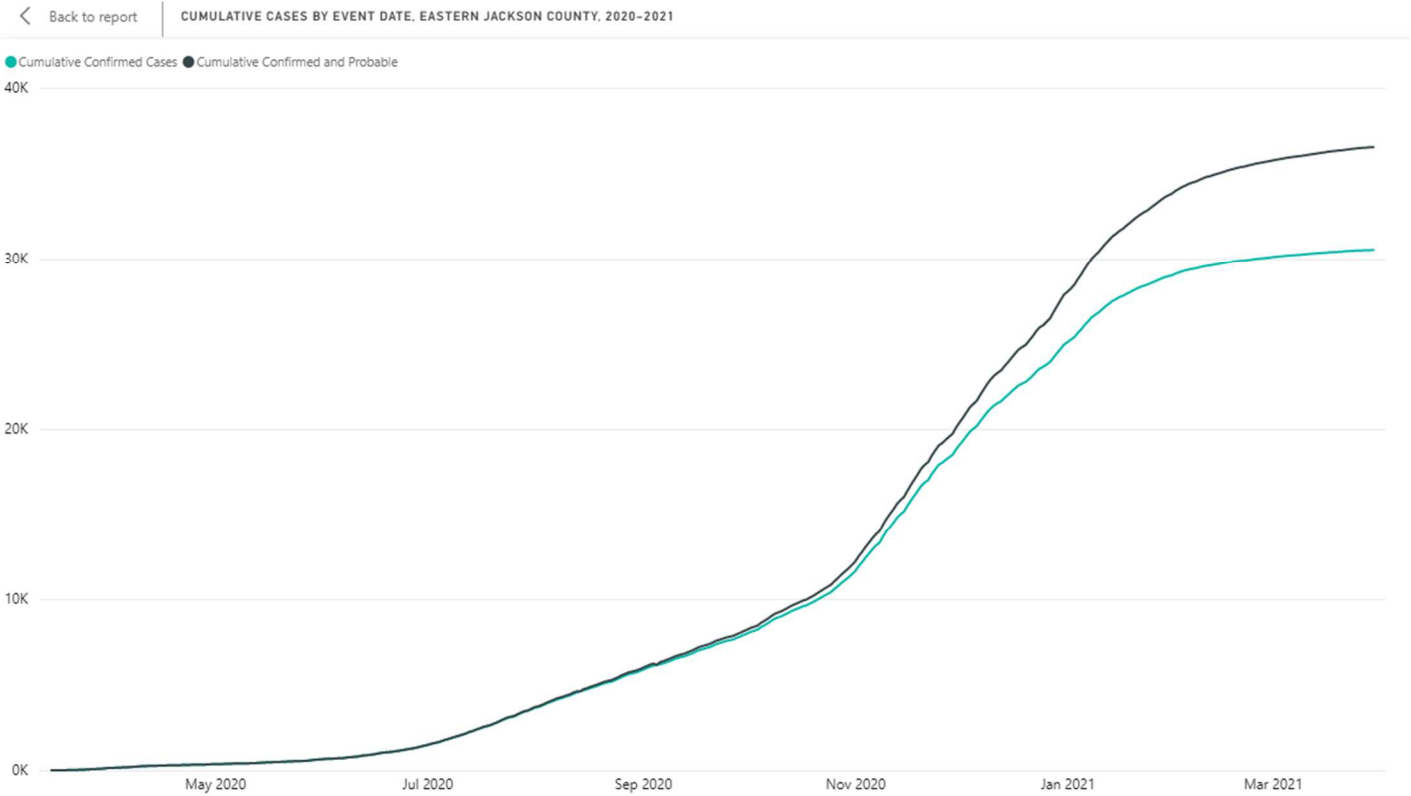
All Hospital Beds



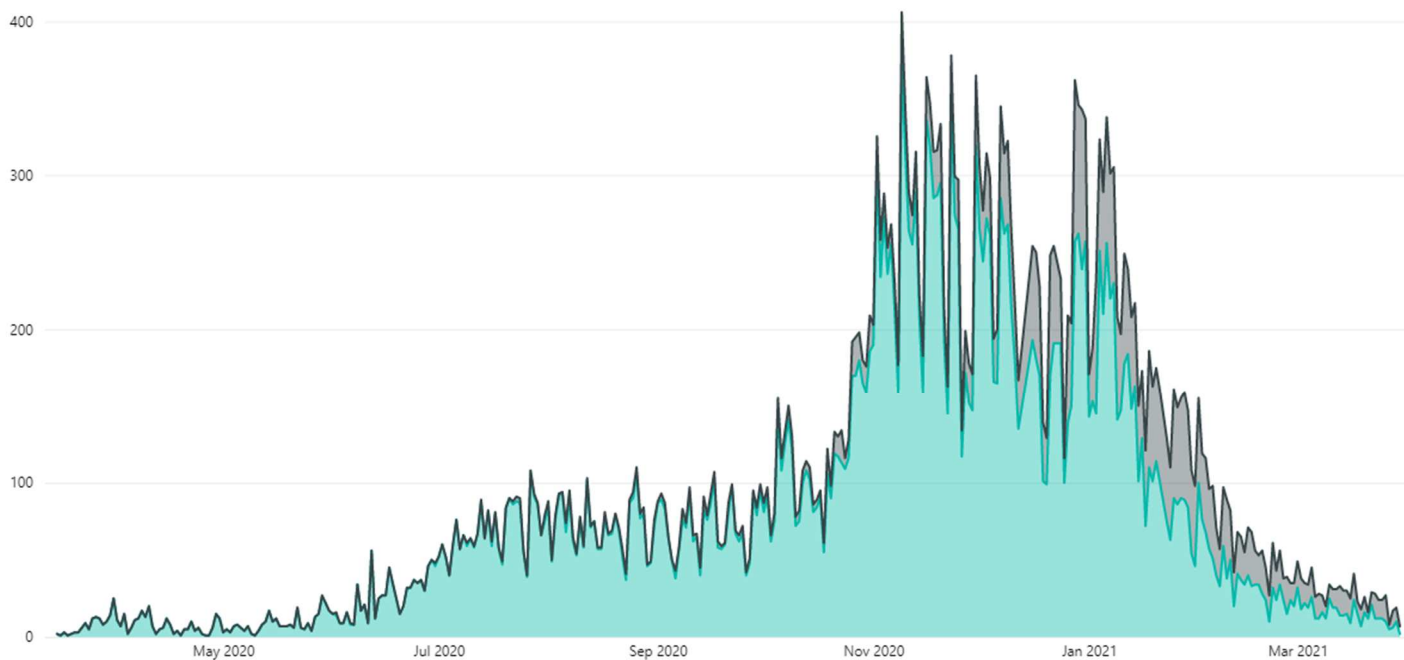
Adult ICU Beds



Graphical Eastern Jackson County Data



● Total Confirmed Cases ● Total Probable Cases



Institute of Health Metrics and Evaluation Hospital Resource Use Projections for Missouri

