

April 1 – April 15, 2021 COVID-19 Report

Cumulative Confirmed Cases by Independence Zip Code						
Independence Zip Code	Total Reported Cases as of April 1	Rate per 1,000 as of April 1	Number of New Cases Since April 1	Percent Increase in the Number of Cases	Total Estimated Cases to date	Rate per 1,000 residents to date
64050	1890	84.75	48	2.54%	1938	85.73
64052	1780	88.57	100	12.82%	1880	90.16
64053	425	78.65	50	11.76%	475	79.39
64054	258	82.29	1	0.39%	259	82.57
64055	3058	91.71	37	1.21%	3095	92.80
64056	1475	88.25	11	0.75%	1486	88.89
64057	1432	115.08	220	15.36%	1652	116.10
64058*	683	99.73	4	0.59%	687	100.30
64015**	2688	87.42	52	1.93%	2740	89.11
64016†	356	76.64	9	2.53%	365	77.50
Total	14045	87.94	532	3.79%	14577	91.56

To date, the City of Independence has seen **127** confirmed cases among staff: thirty-seven in the Fire Department, thirty-nine in the Police Department, twenty-one in the Utilities Department, eleven in Municipal Services, two in Animal Services, two in Municipal Court, two in Finance & Administration, three in Community Development, one in the City Manager's Office, and nine in the Parks/Recreation/Tourism Department.

Please note: Positive rates should be at or below 5 percent for at least 14 days before a state or country can safely reopen, according to the World Health Organization. The Harvard Global Health group estimates that communities need to test widely enough so that the number of people testing positive for the virus is 3% or lower in order adequately suppress the pandemic. In the US, the current positive rate is **5.5%** with the cumulative positive rate is **8.45%**.

The Harvard Global Health group estimates that communities in Missouri should aim for 212 tests/100,000 citizens each day to mitigate outbreaks and 767 tests/100,000 citizens each day to suppress the virus. Testing in Independence and Eastern Jackson County are far below these numbers. In the last seven days of available data (the week of April 7 - 13), Eastern Jackson County averaged **495** tests per day or approximately **128** tests/100,000 citizens each day.

City of Independence Gating Criteria for Re-opening

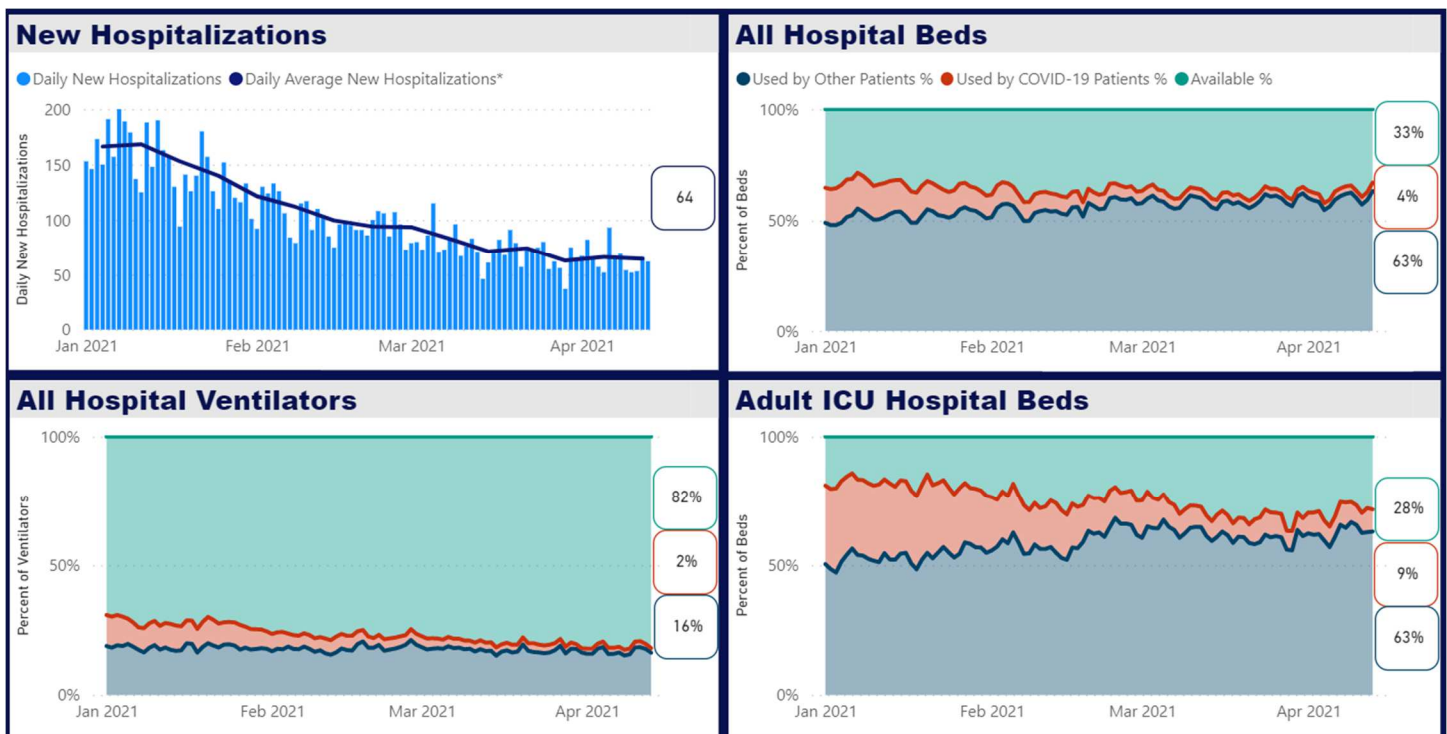
1. Sustained decrease in the number of confirmed cases and positive rate for at least four weeks.
2. Adequate PPE supply for hospitals, long-term care facilities, and first responders.
3. Sustained decrease in hospitalizations.
4. Adequate access to testing and contact tracing.

Eastern Jackson County Stats			
	As of March 24	As of April 15	Percent Change
Cumulative Persons Tested	330,539	370,736	12.16% (Increase)
14-Day Average Percent Positive	7.90%	3.83%	51.52% (Decrease)
Cumulative Confirmed and Probable Cases	34,713	37,003	6.60% (Increase)
Cases Per 100,000	9,519	9,522	0.03% (Increase)
Deaths	444	457	2.93% (Increase)

MARC Eastern Jackson County Hospital Stats			
	As of March 24	As of April 15	Percent Change
Total Beds Available	212	220	3.77% (Increase)
Beds Used by Non-COVID Patients	456	451	1.10% (Decrease)
Beds Used by COVID Patients	17	13	23.53% (Decrease)

*"Beds available" is now calculated based on beds that are staffed.

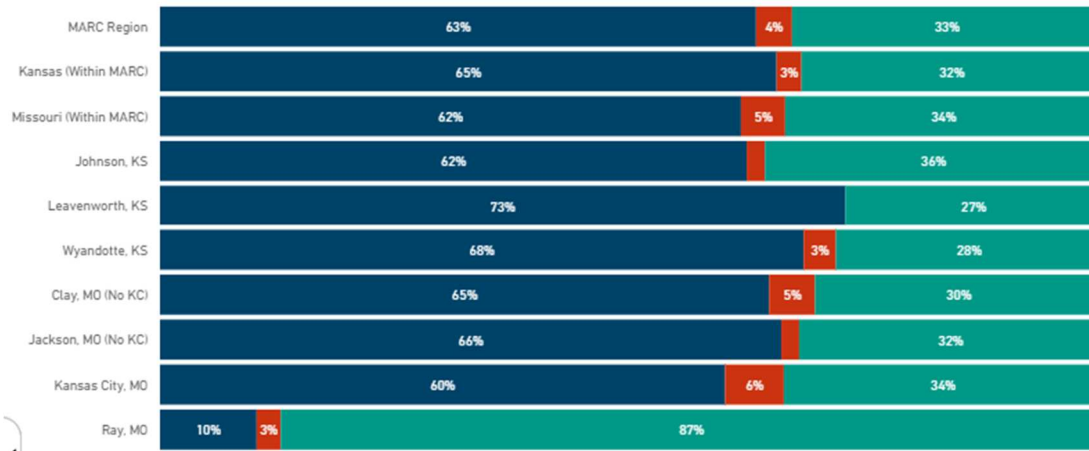
MARC Region Graphical Data Eastern Jackson County Hospital Resources Snapshot: Jan 1 – April 14



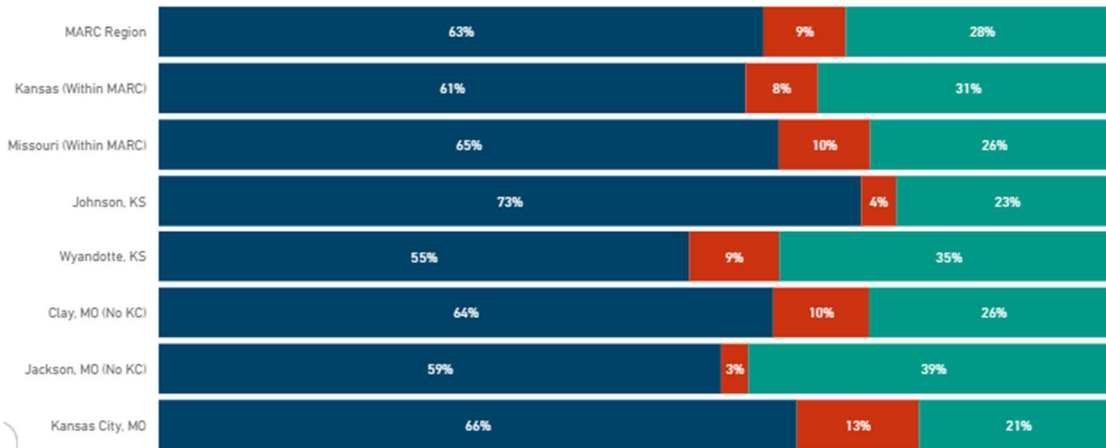
MARC Region Graphical Data

Jurisdiction Comparison on Hospital Resource Usage

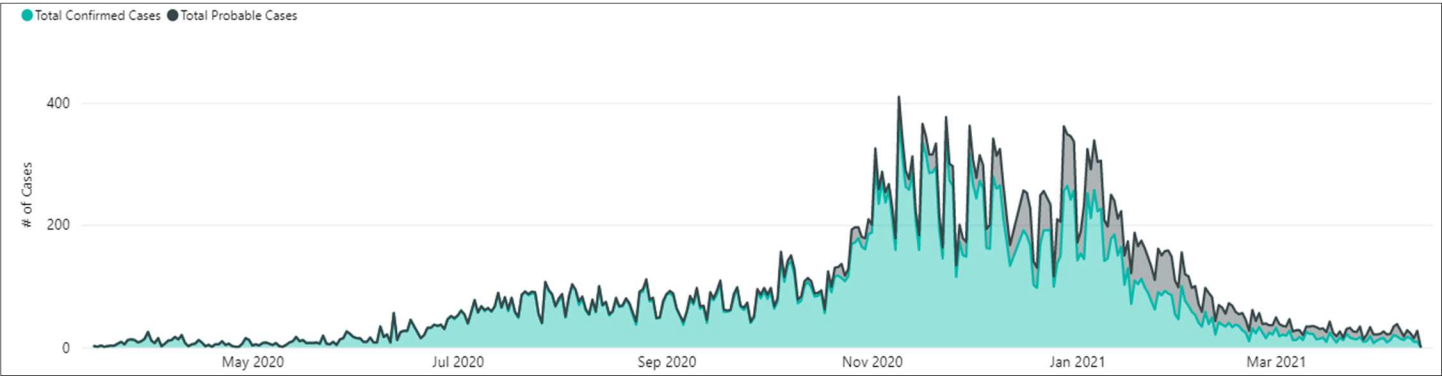
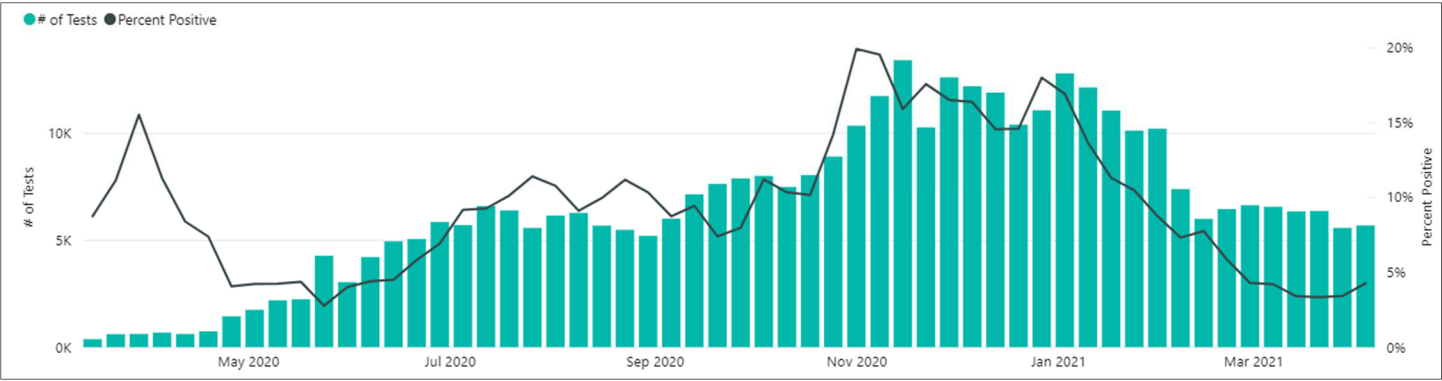
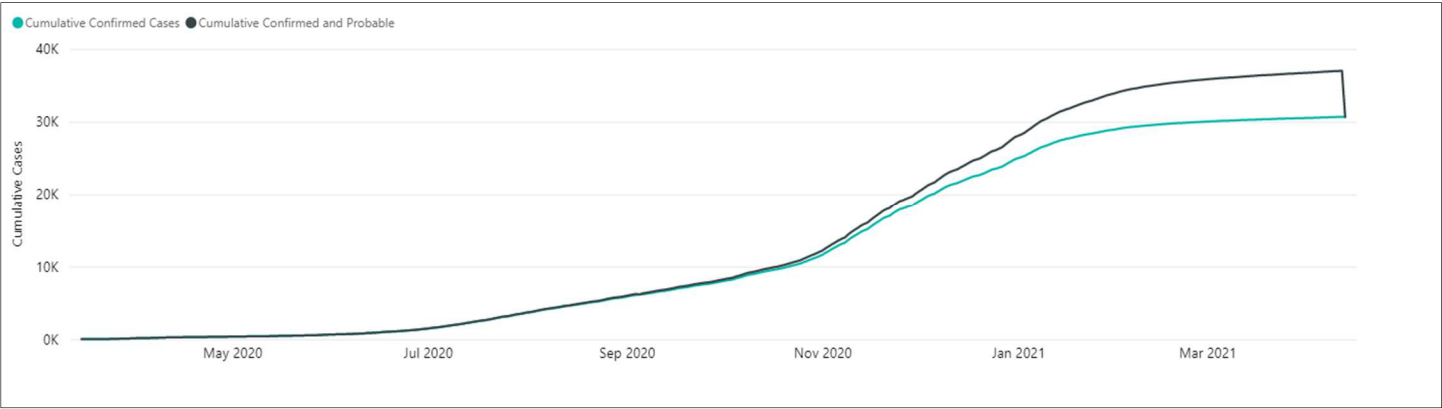
All Hospital Beds



Adult ICU Beds



Graphical Eastern Jackson County Data



Institute of Health Metrics and Evaluation
Hospital Resource Use Projections for Missouri

