

April 15 – April 29, 2021 COVID-19 Report

Cumulative Confirmed Cases by Independence Zip Code						
Independence Zip Code	Total Reported Cases as of April 15	Rate per 1,000 as of April 15	Number of New Cases Since April 15	Percent Increase in the Number of Cases	Total Cases to Date	Rate per 1,000 residents to date
64050	1938	85.73	29	1.50%	1967	86.99
64052	1880	90.16	44	2.33%	1924	92.25
64053	475	79.39	10	2.13%	485	81.05
64054	259	82.57	3	1.31%	262	85.90
64055	3095	92.80	84	2.70%	3179	95.31
64056	1486	88.89	48	3.23%	1534	91.75
64057	1652	116.10	36	2.19%	1688	118.62
64058*	687	100.30	17	2.47%	704	102.75
64015**	2740	89.11	345	12.59%	3085	100.32
64016†	365	77.50	10	2.62%	375	79.44
Total	14570	91.56	633	4.34%	15203	95.54

To date, the City of Independence has seen **129** confirmed cases among staff: thirty-seven in the Fire Department, forty in the Police Department, twenty-one in the Utilities Department, twelve in Municipal Services, two in Animal Services, two in Municipal Court, two in Finance & Administration, three in Community Development, one in the City Manager's Office, and nine in the Parks/Recreation/Tourism Department.

Please note: Positive rates should be at or below 5 percent for at least 14 days before a state or country can safely reopen, according to the World Health Organization. The Harvard Global Health group estimates that communities need to test widely enough so that the number of people testing positive for the virus is 3% or lower in order adequately suppress the pandemic. In the US, the current positive rate is **5.2%** with the cumulative positive rate is **8.3%**

The Harvard Global Health group estimates that communities in Missouri should aim for 212 tests/100,000 citizens each day to mitigate outbreaks and 767 tests/100,000 citizens each day to suppress the virus. Testing in Independence and Eastern Jackson County are far below these numbers. In the last seven days of available data (the week of April 21 – April 27), Eastern Jackson County averaged **744** tests per day or approximately **193** tests/100,000 citizens each day.

City of Independence Gating Criteria for Re-opening

1. Sustained decrease in the number of confirmed cases and positive rate for at least four weeks.
2. Adequate PPE supply for hospitals, long-term care facilities, and first responders.
3. Sustained decrease in hospitalizations.
4. Adequate access to testing and contact tracing.

*City staff and members of the Incident Command Team met on 4/26/21 to review the current Health Order. No additional changes were recommended at this time.

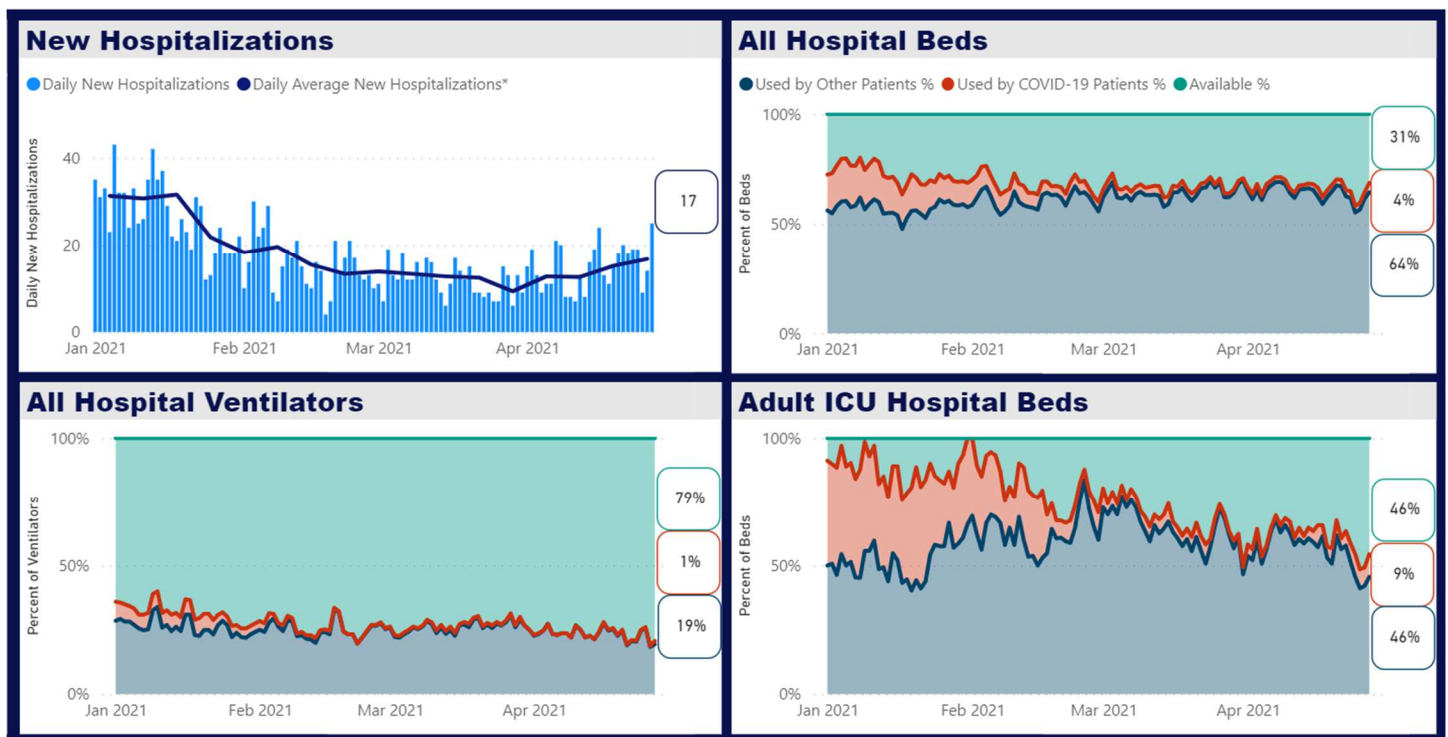
Eastern Jackson County Stats			
	As of April 15	As of April 29	Percent Change
Cumulative Persons Tested	370,736	390,361	5.29% (Increase)
14-Day Average Percent Positive	3.83%	5.66%	47.78% (Increase)
Cumulative Confirmed and Probable Cases	37,003	37,763	2.05% (Increase)
Cases Per 100,000	9,522	9,718	2.06% (Increase)
Deaths	457	465	1.75% (Increase)

MARC Eastern Jackson County Hospital Stats			
	As of April 15	As of April 29	Percent Change
Total Beds Available	220	213	3.18% (Decrease)
Used by Non-Covid Patients	451	439	2.66% (Decrease)
Used by Covid Patients	13	29	123.08% (Increase)

*"Beds available" is now calculated based on beds that are staffed.

MARC Region Graphical Data

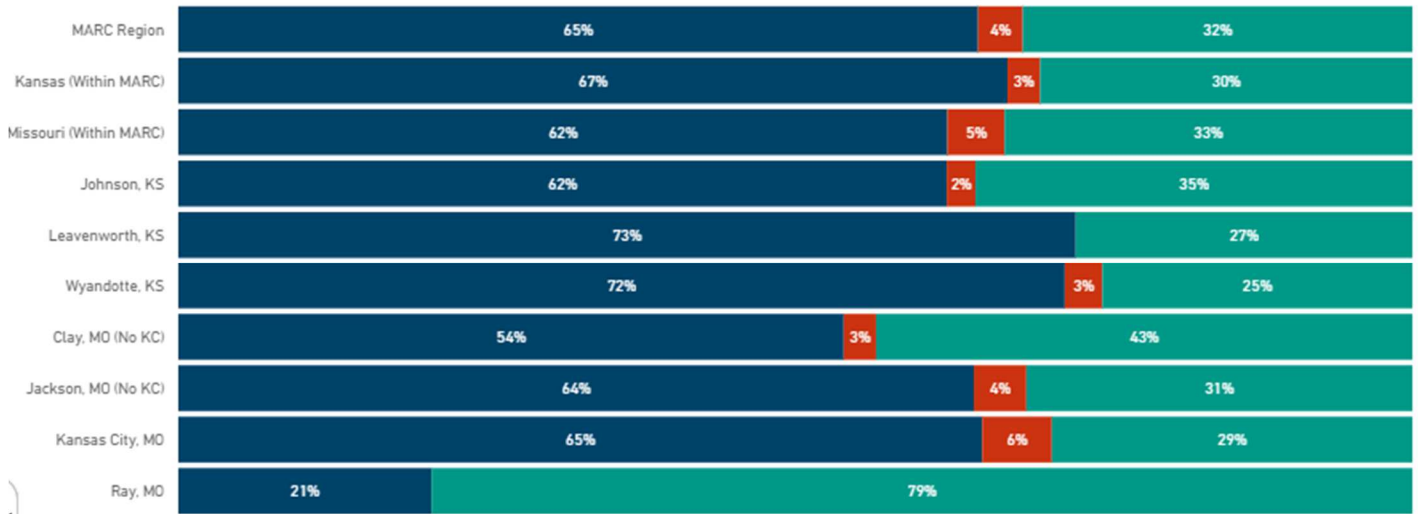
Eastern Jackson County Hospital Resources Snapshot: Jan 1, 2021 – April 28, 2021



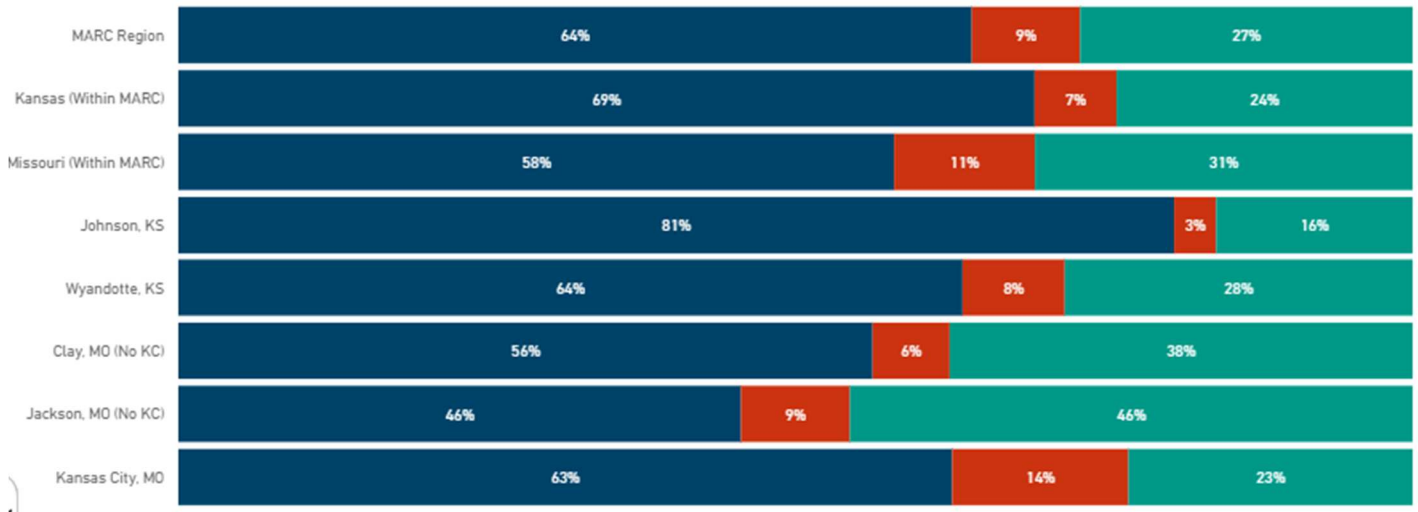
MARC Region Graphical Data

Jurisdiction Comparison on Hospital Resource Usage

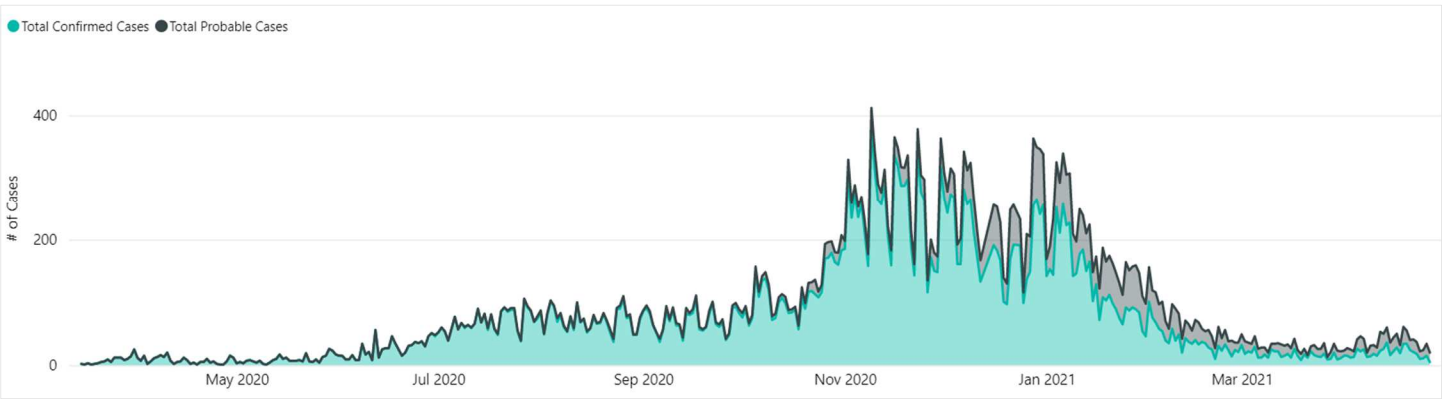
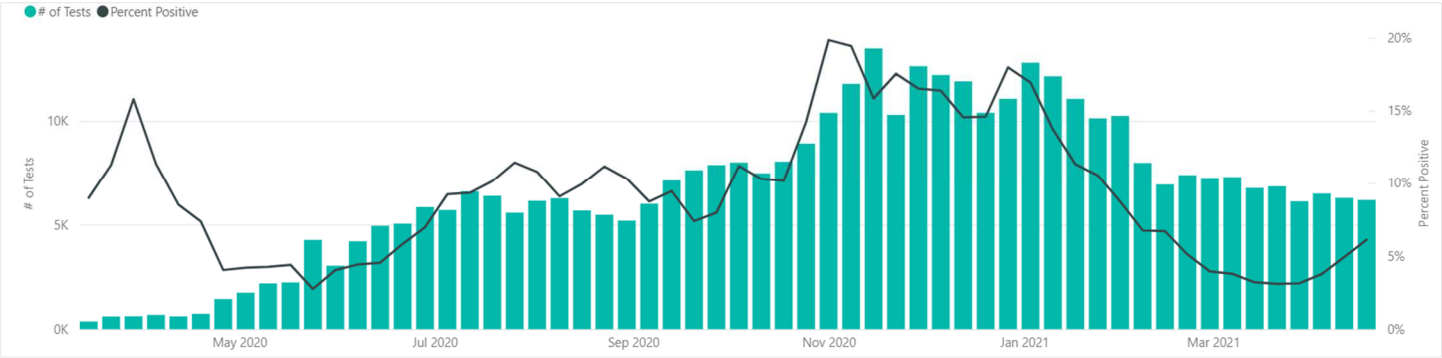
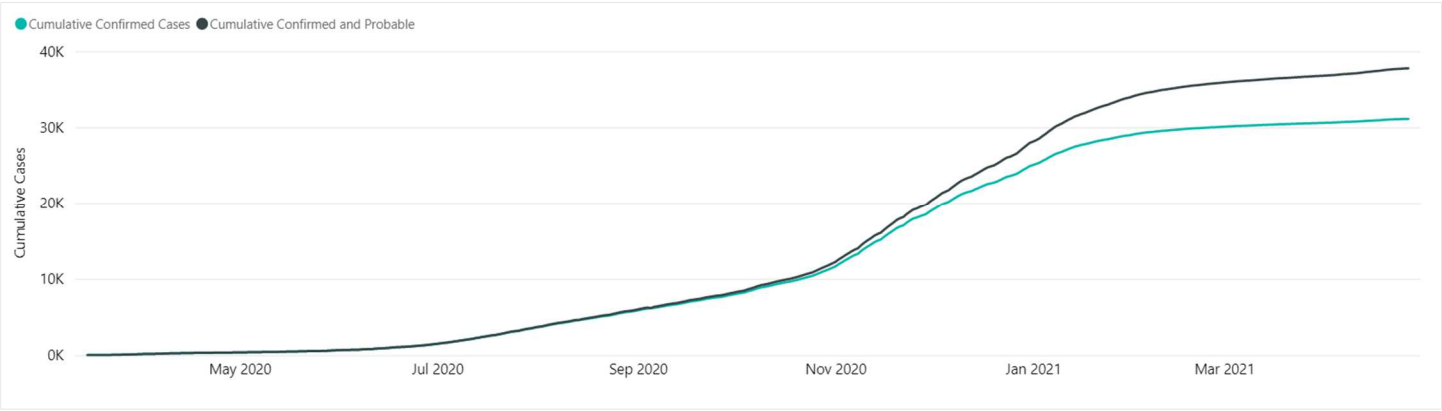
All Hospital Beds



Adult ICU Beds



Graphical Eastern Jackson County Data



Institute of Health Metrics and Evaluation
Hospital Resource Use Projections for Missouri

