

April 29 – May 12, 2021 COVID-19 Report

Cumulative Confirmed Cases by Independence Zip Code						
Independence Zip Code	Total Reported Cases as of April 28	Rate per 1,000 as of April 28	Number of New Cases Since April 28	Percent Increase in the Number of Cases	Total Estimated Cases to date	Rate per 1,000 residents to date
64050	1967	86.99	51	2.59%	2018	89.23
64052	1923.8	92.25	44	2.27%	1967	94.34
64053	485.1	81.05	13	2.74%	498	83.27
64054	262.4	85.90	6	2.29%	268	87.85
64055	3178.6	95.31	100	3.15%	3279	98.31
64056	1534	91.75	29	1.89%	1563	93.50
64057	1688.2	118.62	22	1.32%	1710	120.18
64058*	704	102.75	14	1.97%	718	104.77
64015**	3085	100.32	57	1.85%	3142	102.16
64016†	374.56	79.44	9	2.44%	384	81.38
Total	15202.66	95.54	345	2.27%	15548	97.71

To date, the City of Independence has seen **129** confirmed cases among staff: thirty-seven in the Fire Department, forty in the Police Department, twenty-one in the Utilities Department, twelve in Municipal Services, two in Animal Services, two in Municipal Court, two in Finance & Administration, three in Community Development, one in the City Manager's Office, and nine in the Parks/Recreation/Tourism Department.

Please note: Positive rates should be at or below 5 percent for at least 14 days before a state or country can safely reopen, according to the World Health Organization. The Harvard Global Health group estimates that communities need to test widely enough so that the number of people testing positive for the virus is 3% or lower in order adequately suppress the pandemic. In the US, the current positive rate is **3.84%**.

The Harvard Global Health group estimates that communities in Missouri should aim for 212 tests/100,000 citizens each day to mitigate outbreaks and 767 tests/100,000 citizens each day to suppress the virus. Testing in Independence and Eastern Jackson County are far below these numbers. In the last seven days of available data (the week of April 21 – April 27), Eastern Jackson County averaged **400** tests per day or approximately **104** tests/100,000 citizens each day.

**City of Independence Gating Criteria for Re-opening**

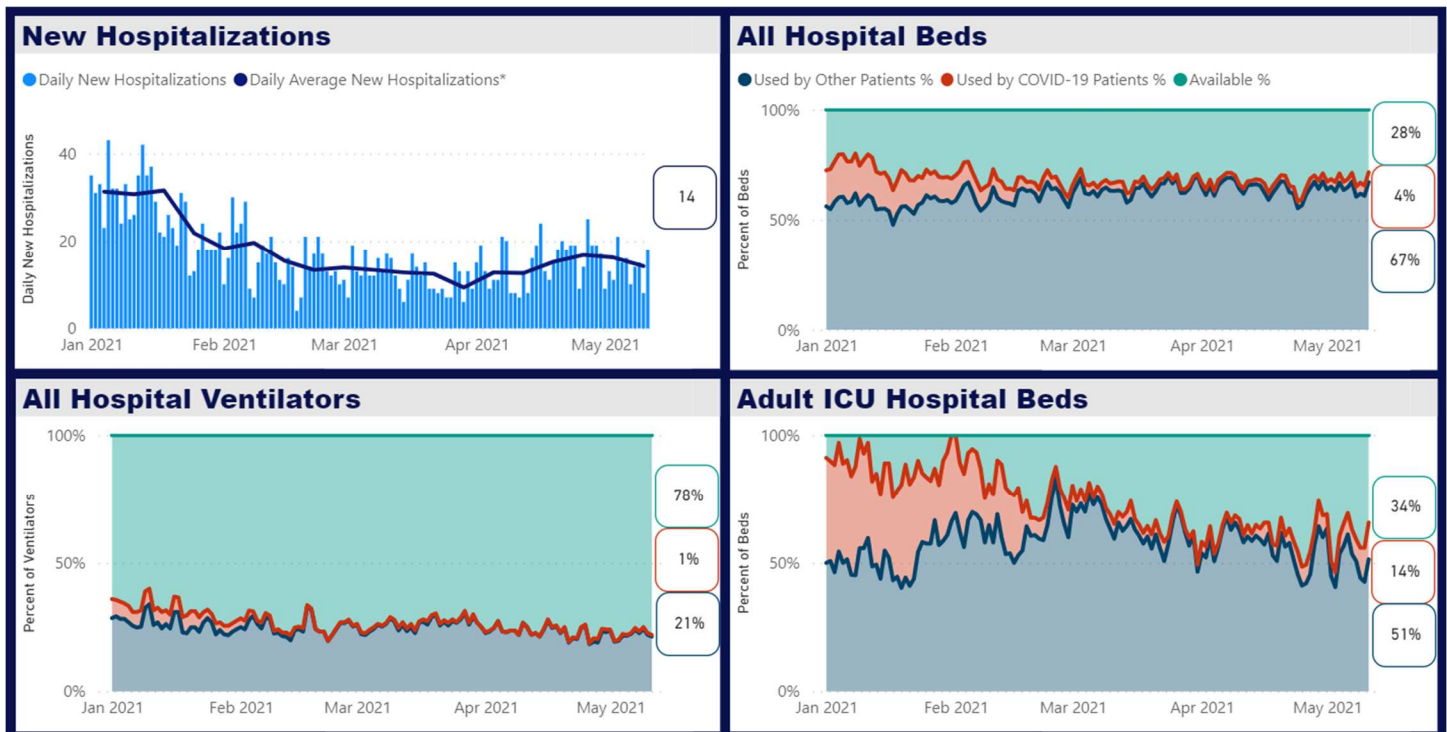
1. Sustained decrease in the number of confirmed cases and positive rate for at least four weeks.
2. Adequate PPE supply for hospitals, long-term care facilities, and first responders.
3. Sustained decrease in hospitalizations.
4. Adequate access to testing and contact tracing.

Eastern Jackson County Stats			
	As of April 29	As of May 12	Percent Change
<b>Cumulative Persons Tested</b>	390,361	401962	2.97% (Increase)
<b>14-Day Average Percent Positive</b>	5.66%	6.78%	19.79% (Increase)
<b>Cumulative Confirmed and Probable Cases</b>	37,763	38470	1.87% (Increase)
<b>Cases Per 100,000</b>	9,718	9,917	2.05%(Increase)
<b>Deaths</b>	465	484	4.09% (Increase)

MARC Eastern Jackson County Hospital Stats			
	As of April 29	As of May 12	Percent Change
<b>Total Beds Available</b>	213	198	7.04% (Decrease)
<b>Used by Non-Covid Patients</b>	439	469	6.83% (Increase)
<b>Used by Covid Patients</b>	29	31	6.90% (Increase)

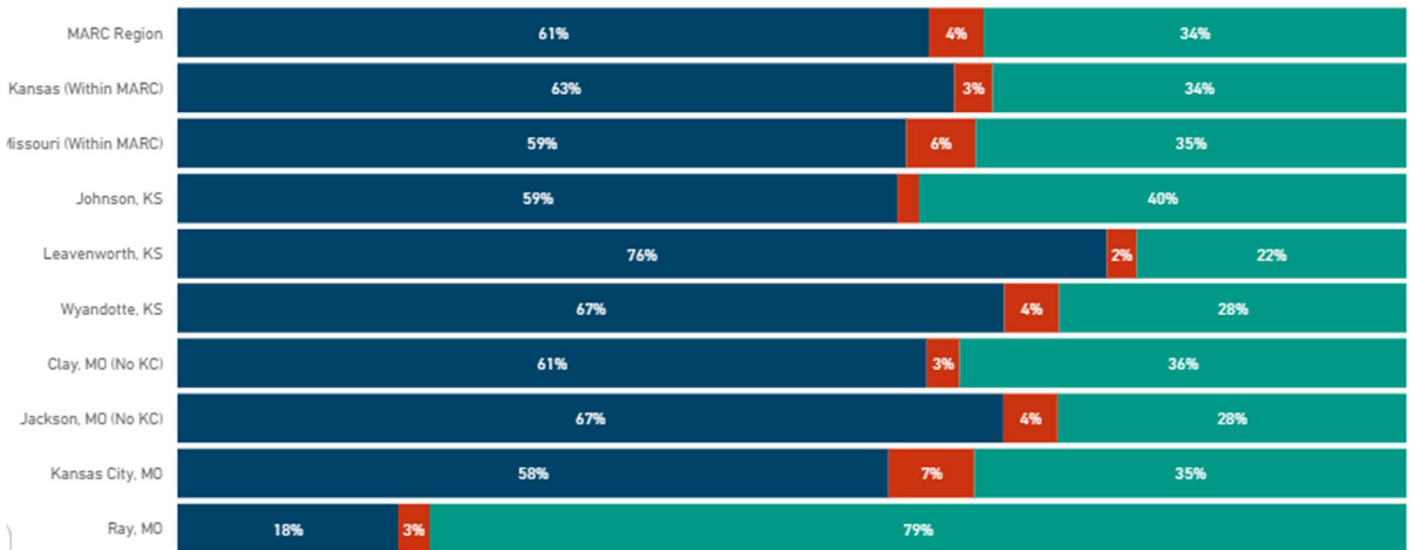
\*"Beds available" is now calculated based on beds that are staffed.

### MARC Region Graphical Data Eastern Jackson County Hospital Resources Snapshot: Jan 1, 2021 – May 11, 2021

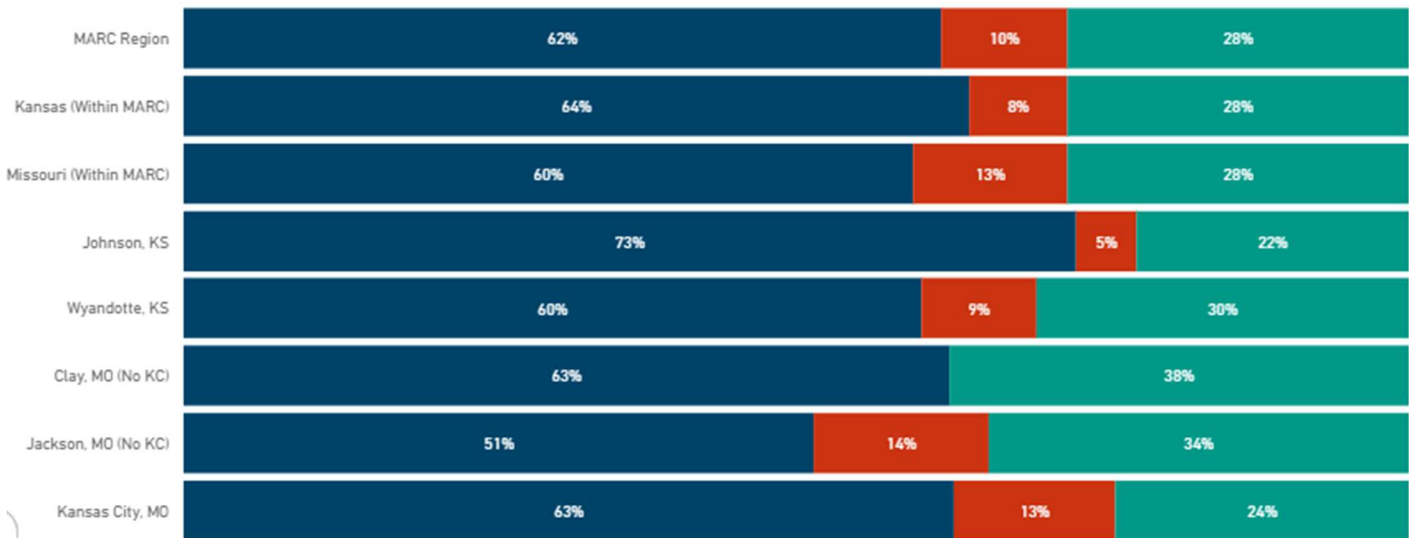


## MARC Region Graphical Data Jurisdiction Comparison on Hospital Resource Usage

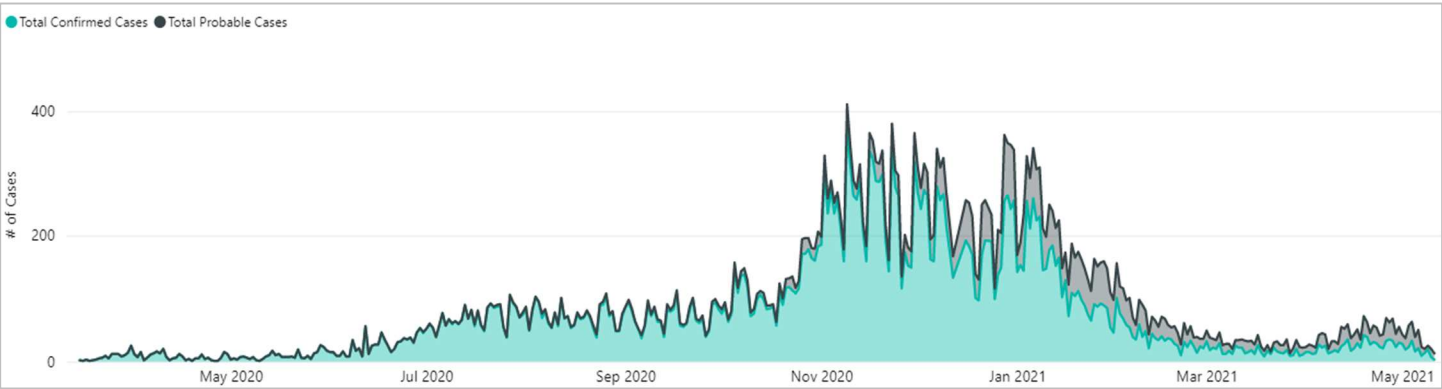
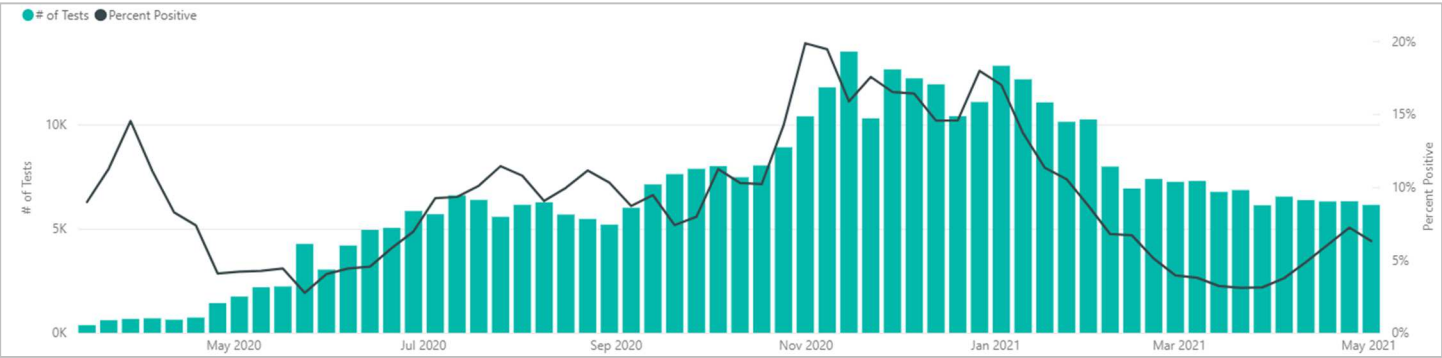
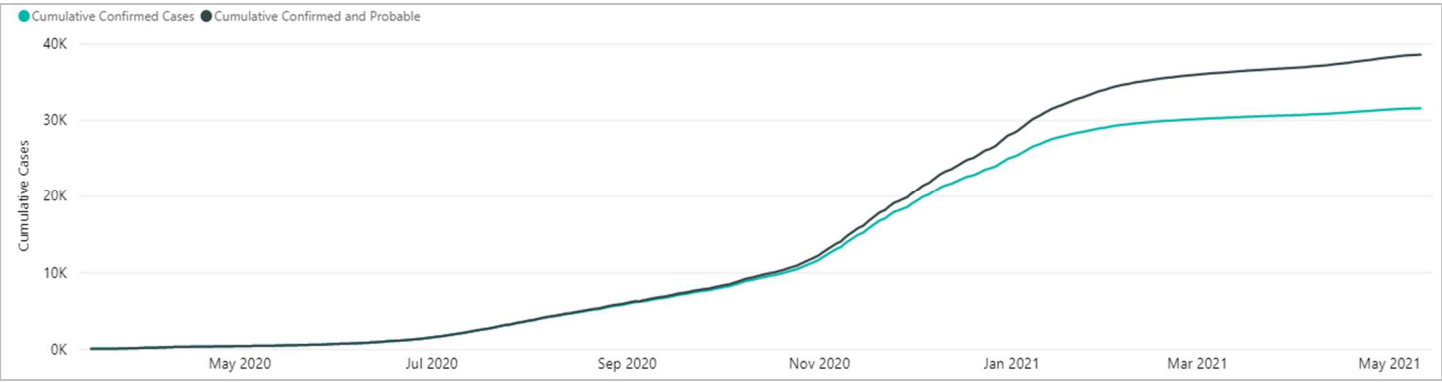
### All Hospital Beds



### Adult ICU Beds



# Graphical Eastern Jackson County Data



**Institute of Health Metrics and Evaluation**  
**Hospital Resource Use Projections for Missouri**

