

May 12 – June 02, 2021 COVID-19 Report

<b>Cumulative Confirmed Cases by Independence Zip Code</b>						
Independence Zip Code	Total Reported Cases as of May 12	Rate per 1,000 as of May 12	Number of New Cases Since May 12	Percent Increase in the Number of Cases	Total Estimated Cases to date	Rate per 1,000 residents to date
64050	2018	89.23	53	2.60%	2071	91.56
64052	1967	94.34	65	3.31%	2033	97.47
64053	498	83.27	11	2.21%	509	85.12
64054	268	87.85	9	3.48%	278	90.91
64055	3279	98.31	51	1.56%	3330	99.84
64056	1563	93.50	36	2.32%	1599	95.66
64057	1710	120.18	23	1.36%	1734	121.82
64058*	718	104.77	15	2.06%	733	106.93
64015**	3142	102.16	39	1.24%	3181	103.44
64016†	384	81.38	12	3.18%	396	83.96
<b>Total</b>	<b>15548</b>	<b>97.71</b>	<b>315</b>	<b>2.02%</b>	<b>15862</b>	<b>99.68</b>

To date, the City of Independence has seen **130** confirmed cases among staff: thirty-eight in the Fire Department, forty in the Police Department, twenty-one in the Utilities Department, twelve in Municipal Services, two in Animal Services, two in Municipal Court, two in Finance & Administration, three in Community Development, one in the City Manager’s Office, and nine in the Parks/Recreation/Tourism Department.

Please note: Positive rates should be at or below 5 percent for at least 14 days before a state or country can safely reopen, according to the World Health Organization. The Harvard Global Health group estimates that communities need to test widely enough so that the number of people testing positive for the virus is 3% or lower in order adequately suppress the pandemic. In the US, the current positive rate is **2.9%**

The Harvard Global Health group estimates that communities in Missouri should aim for 212 tests/100,000 citizens each day to mitigate outbreaks and 767 tests/100,000 citizens each day to suppress the virus. Testing in Independence and Eastern Jackson County are far below these numbers. In the last seven days of available data (the week of May 25 – May 31), Eastern Jackson County averaged **210** tests per day or approximately **54** tests/100,000 citizens each day.

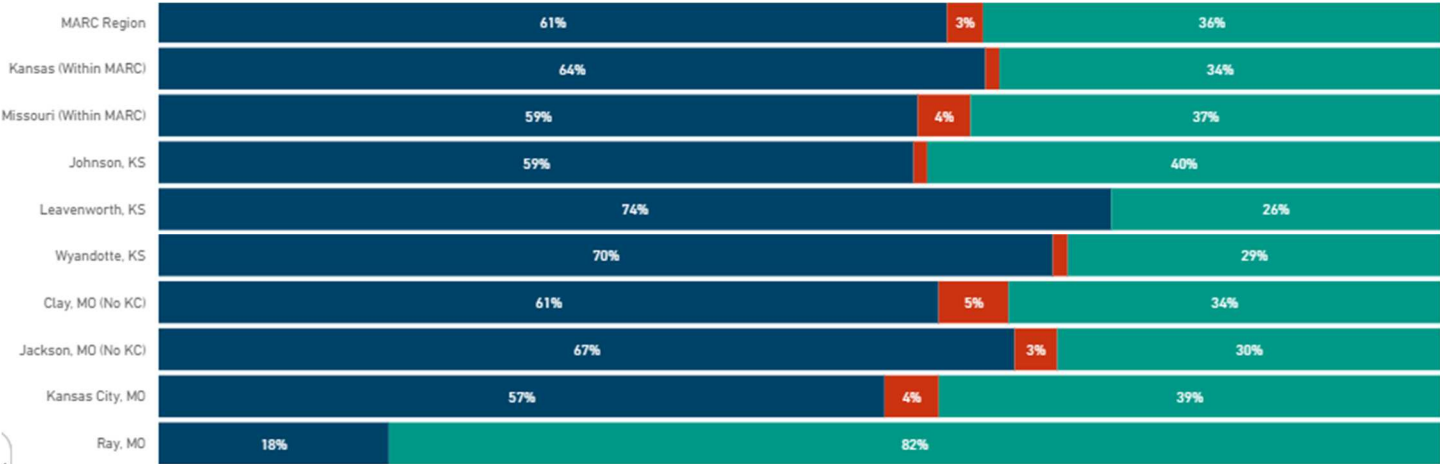
<b>Eastern Jackson County Stats</b>			
	As of May 12	As of June 2	Percent Change
<b>Cumulative Persons Tested</b>	401,962	417,756	3.93% (Increase)
<b>14-Day Average Percent Positive</b>	6.78%	4.55%	32.89% (Decrease)
<b>Cumulative Confirmed and Probable Cases</b>	38,470	39,142	1.75% (Increase)
<b>Cases Per 100,000</b>	9,917	10,088	1.72% (Increase)
<b>Deaths</b>	484	520	7.44% (Increase)

MARC Eastern Jackson County Hospital Stats			
	As of May 12	As of June 2	Percent Change
<b>Total Beds Available</b>	198	207	4.55% (Increase)
<b>Used by Non-Covid Patients</b>	469	462	1.49% (Decrease)
<b>Used by Covid Patients</b>	31	23	25.81%(Decrease)

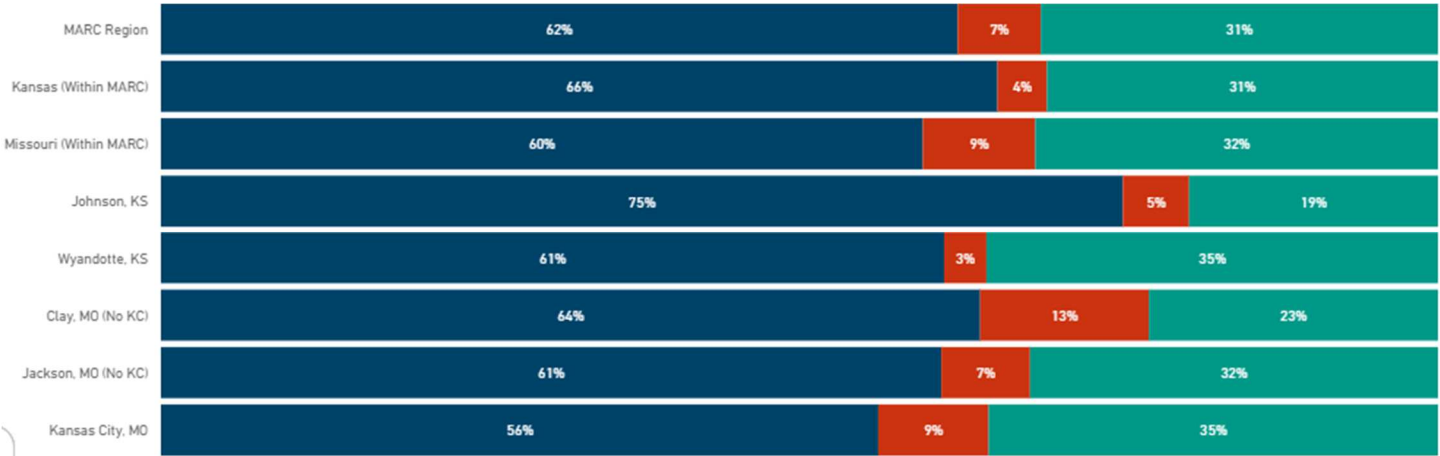
\*"Beds available" is now calculated based on beds that are staffed.

**MARC Region Graphical Data  
Jurisdiction Comparison on Hospital Resource Usage**

**All Hospital Beds**

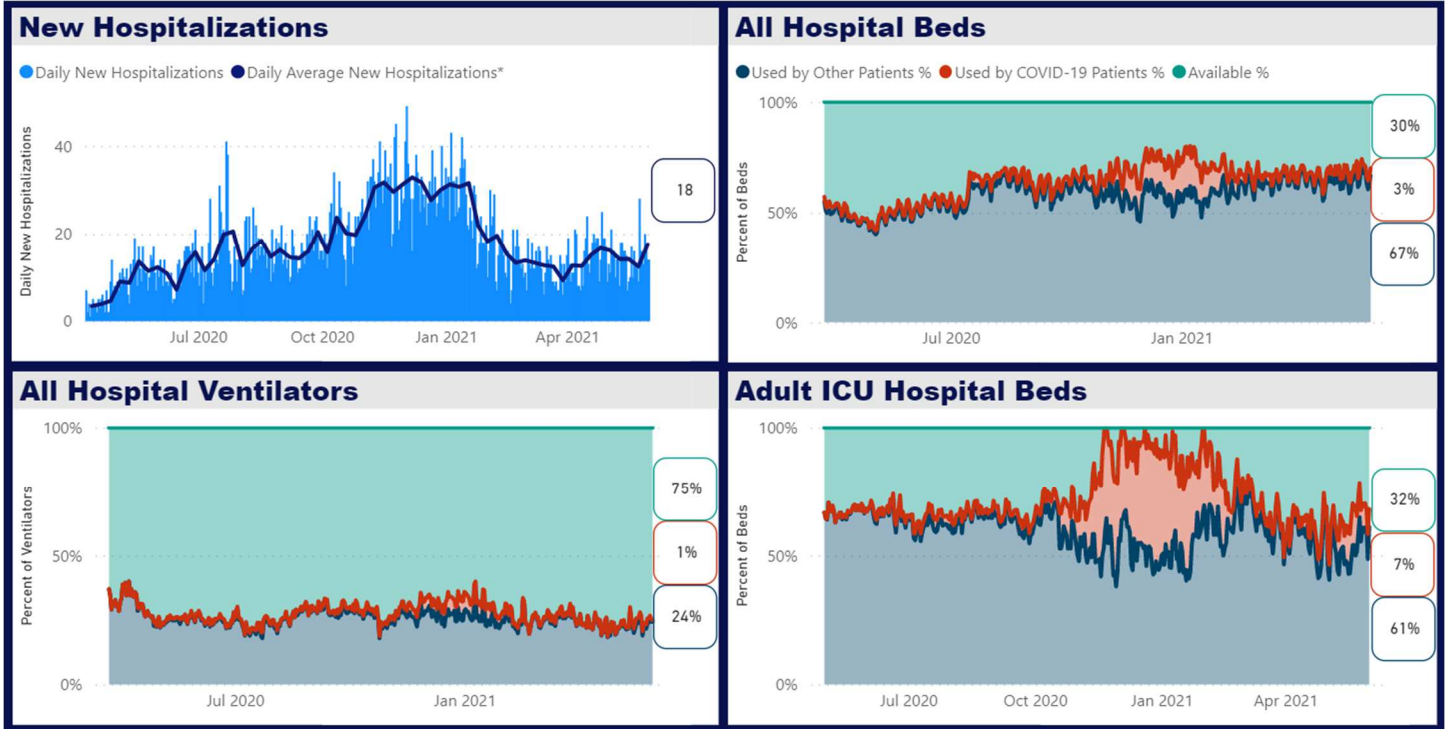


**Adult ICU Beds**

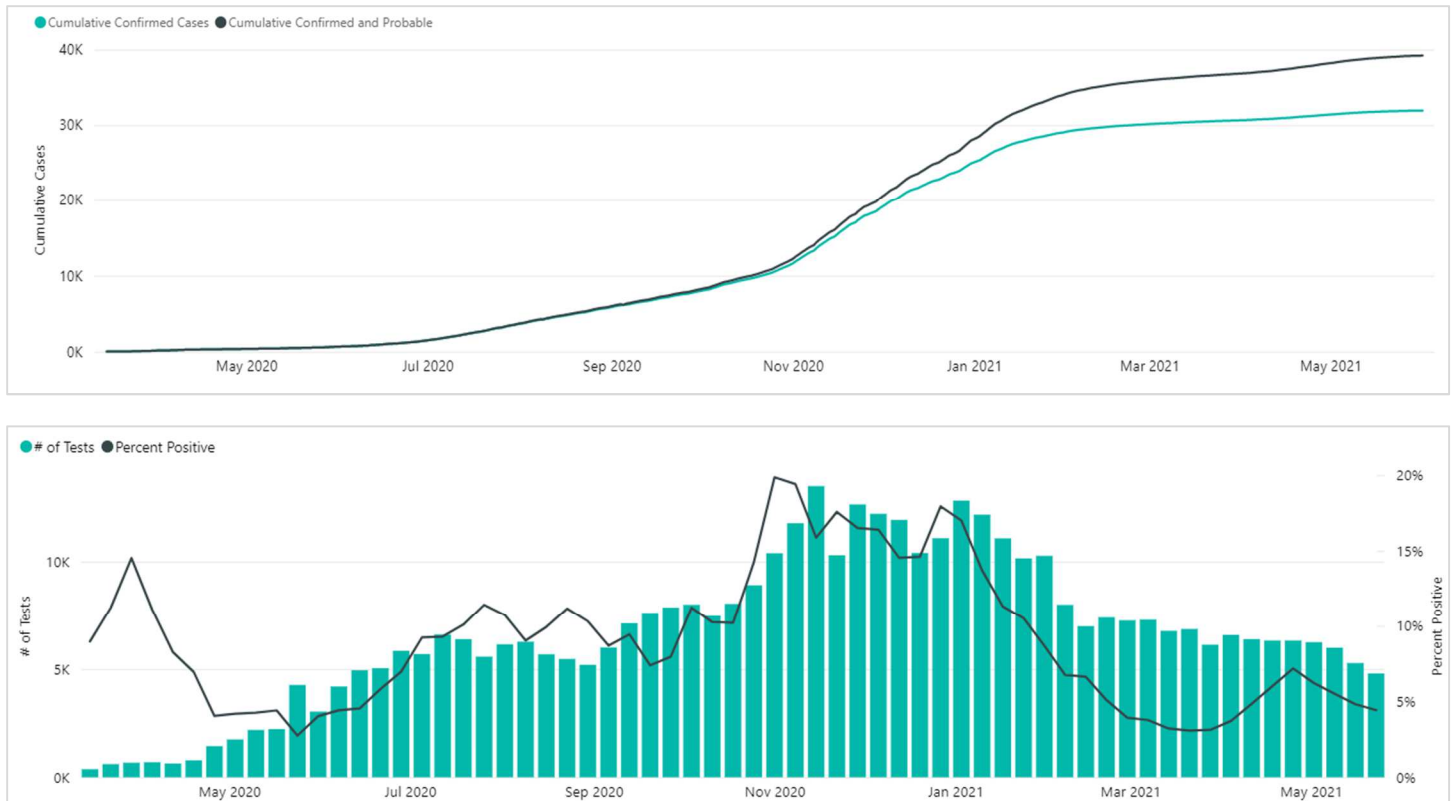


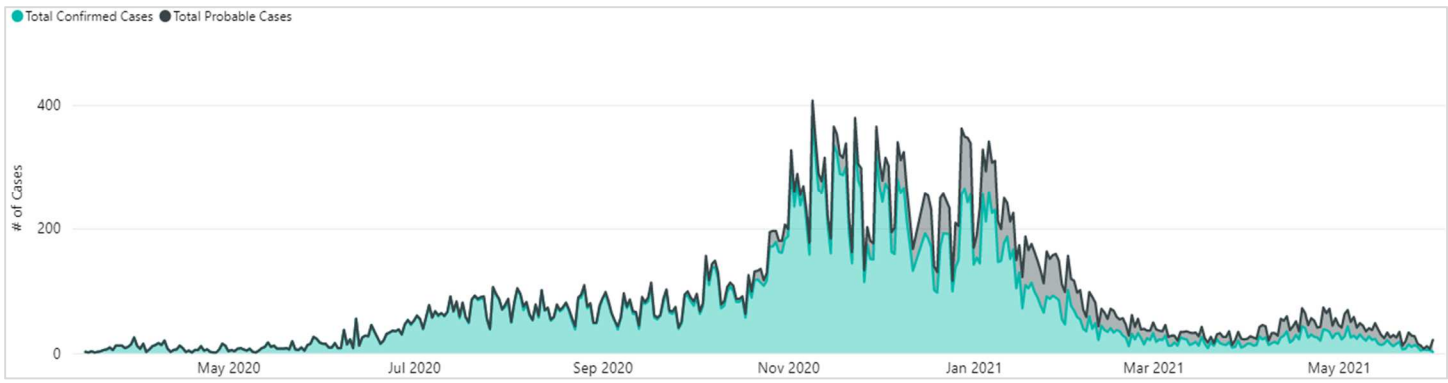
## MARC Region Graphical Data

### Eastern Jackson County Hospital Resources Snapshot: March 22, 2020 – June 2, 2021



### Graphical Eastern Jackson County Data





### Institute of Health Metrics and Evaluation Hospital Resource Use Projections for Missouri

