

Budget Survey Summary

Background:

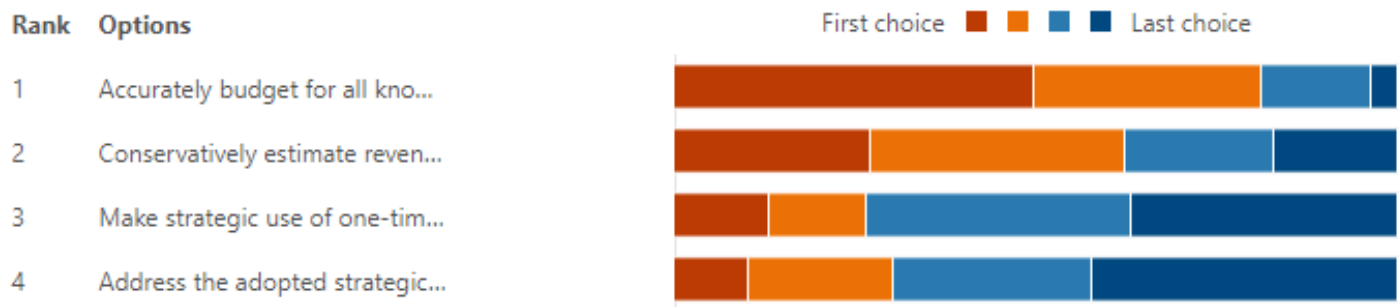
On May 10th, 2021, the City Manager presented the Proposed Budget for FY 2021-22. A survey was posted with a link to the presentation on all social media sites (Facebook, Instagram, Twitter), and the city website to encourage citizen feedback. The survey was open May 19 through June 2, 2021.

Summary:

The survey regarding the proposed budget was completed by 218 participants. The survey had six questions, including one open-ended question, and took an average of six minutes to complete.

Budget priorities were ranked in this order: accurately budget for all known expenditures (49.6%), conservatively estimate revenues (27%), make strategic use of one-time revenues, and address the adopted strategic plan.

Please rank this year's budget priorities from most important to you to least important.

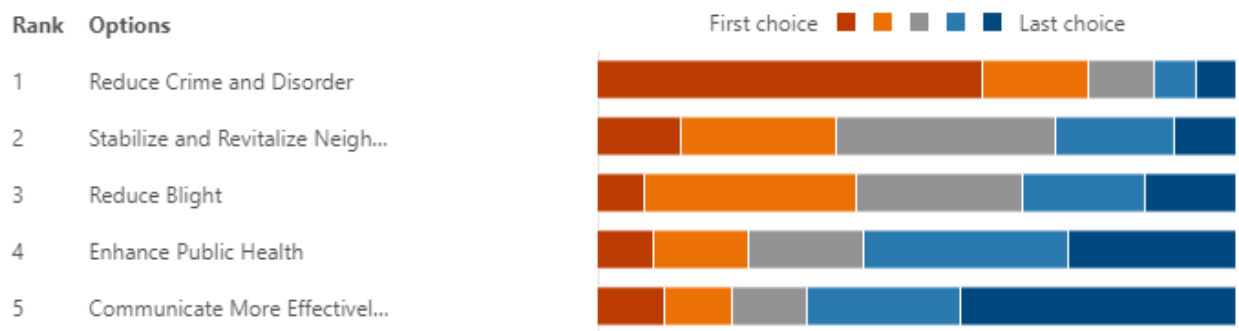


Options available to select from in full:

1. Accurately budget for all known expenditures
2. Conservatively estimate revenues
3. Make strategic use of one-time revenues to further navigate economic uncertainties
4. Address the adopted strategic priorities for 2021-22 outlined in Independence for All

Participants ranked reducing crime and disorder as the highest priority in the Independence for All Strategic Plan, with 60.2% citing this as their top priority.

The City Council recently updated the Independence for All strategic plan. Please rank the following areas from most important to you to least important to you.



Options available to select from in full:

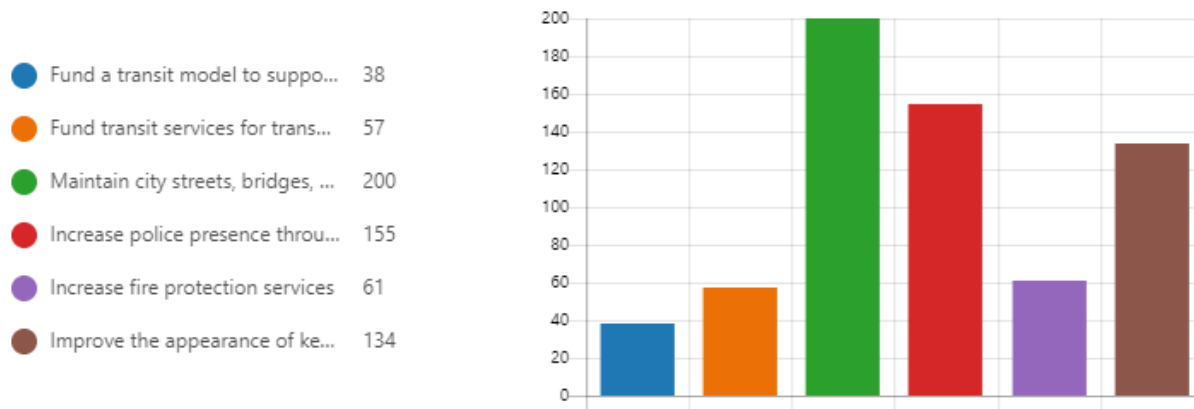
1. Reduce Crime and Disorder
2. Stabilize and Revitalize Neighborhoods
3. Reduce Blight
4. Enhance Public Health
5. Communicate More Effectively Internally and Externally

When asked how likely they are to purchase goods or items from an online store or service, 138 were very likely 42 were passive / neutral, and 37 were unlikely to make online purchases.

Looking forward, participants selected attracting and retaining industry that meets market demand and provides employment opportunities for Independence residents as the most appealing issue for City Council in the next 12-18 months. At a close second was evaluate citizen demand for services and strategically address service level models. The least appealing option was pursuing other revenue growth opportunities through ballot initiatives.

When asked to select the top three items for emphasis in the next 24 months, participants selected maintenance of city streets, bridges, curbs, and sidewalks; increase police presences; and improve the appearance of key corridors.

Please select the three items you believe should receive the most emphasis over the next 24 months



Options available to select from in full:

- Fund a transit model to support commuter services to employment centers outside of the city
- Fund transit services for transportation within the city.
- Maintain city streets, bridges, curbs, and sidewalks
- Increase police presence throughout the city
- Increase fire protection services
- Improve the appearance of key corridors and city right-of-way

The final question was an open-ended question that allowed participants to provide additional feedback. 84 of the 218 participants chose to answer this question. Most responses (25%) indicated a desire to increase police resources and staffing. The next two largest responds areas were Economic revitalization, and a closer review of IPL, and were indicated in 7% responses. Other topics mentioned repeatedly in responses included concerns regarding climate change / environmental impact, code enforcement, increasing homeless services, increasing Tourism, cleanup of the cemetery, and generalized city cleanup / blight.