

June 17, 2021 COVID-19 Report

Cumulative Confirmed Cases by Independence Zip Code						
Independence Zip Code	Total Reported Cases as of June 2	Rate per 1,000 as of June 2	Number of New Cases Since June 2	Percent Increase in the Number of Cases	Total Estimated Cases to date	Rate per 1,000 residents to date
64050	2071	91.56	16	0.8%	2087	92.28
64052	2033	97.47	21	1.0%	2054	98.47
64053	509	85.12	4	0.8%	513	85.86
64054	278	90.91	1	0.3%	279	91.19
64055	3330	99.84	19	0.6%	3349	100.40
64056	1599	95.66	18	1.1%	1617	96.77
64057	1734	121.82	7	0.4%	1741	122.29
64058*	733	106.93	8	1.1%	741	108.08
64015**	3181	103.44	30	0.9%	3211	104.42
64016†	396	83.96	8	2.0%	404	85.68
Total	15862	99.68	134	0.8%	15996	106.53

To date, the City of Independence has seen **130** confirmed cases among staff: thirty-eight in the Fire Department, forty in the Police Department, twenty-one in the Utilities Department, twelve in Municipal Services, two in Animal Services, two in Municipal Court, two in Finance & Administration, three in Community Development, one in the City Manager’s Office, and nine in the Parks/Recreation/Tourism Department.

Please note: Positive rates should be at or below 5 percent for at least 14 days before a state or country can safely reopen, according to the World Health Organization. The Harvard Global Health group estimates that communities need to test widely enough so that the number of people testing positive for the virus is 3% or lower in order adequately suppress the pandemic. In the US, the current positive rate is **1.8%**.

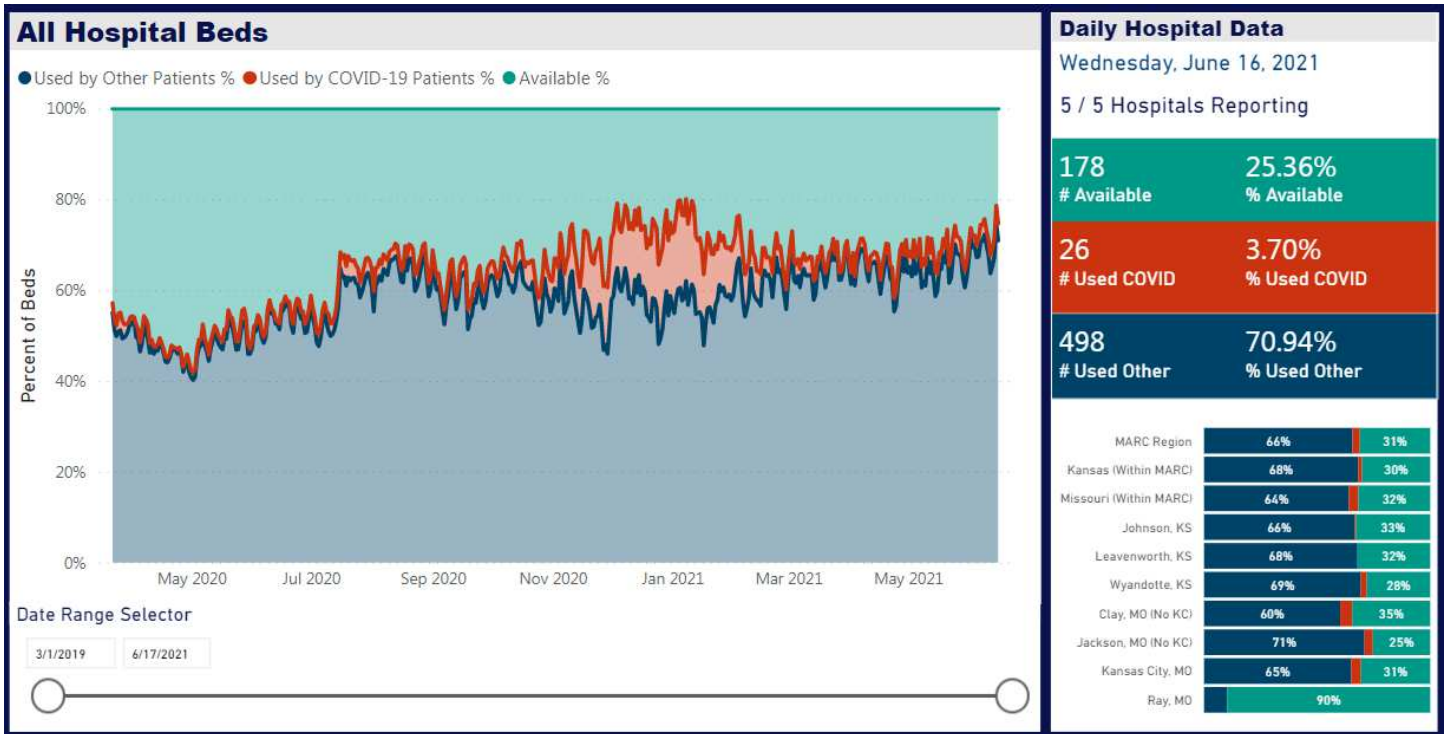
The Harvard Global Health group estimates that communities in Missouri should aim for 212 tests/100,000 citizens each day to mitigate outbreaks and 767 tests/100,000 citizens each day to suppress the virus. Testing in Independence and Eastern Jackson County are far below these numbers. In the last seven days of available data (the week of June 1-7), Eastern Jackson County averaged **602** tests per day or approximately **133** tests/100,000 citizens each day.

Eastern Jackson County Stats			
	As of June 2	As of June 17	Percent Change
Cumulative Persons Tested	417,756	423,128	1.29% (Increase)
14-Day Average Percent Positive	4.55%	4.47	1.76% (Decrease)
Cumulative Confirmed and Probable Cases	39,142	39,542	1.02% (Increase)
Cases Per 100,000	10,088	10,175	0.86% (Increase)
Deaths	520	533	2.5% (Increase)

MARC Eastern Jackson County Hospital Stats			
	As of June 2	As of June 17	Percent Change
Total Beds Available	207	178	14.01% (Decrease)
Used by Non-Covid Patients	462	498	7.79% (Increase)
Used by Covid Patients	23	26	13.04%(Increase)

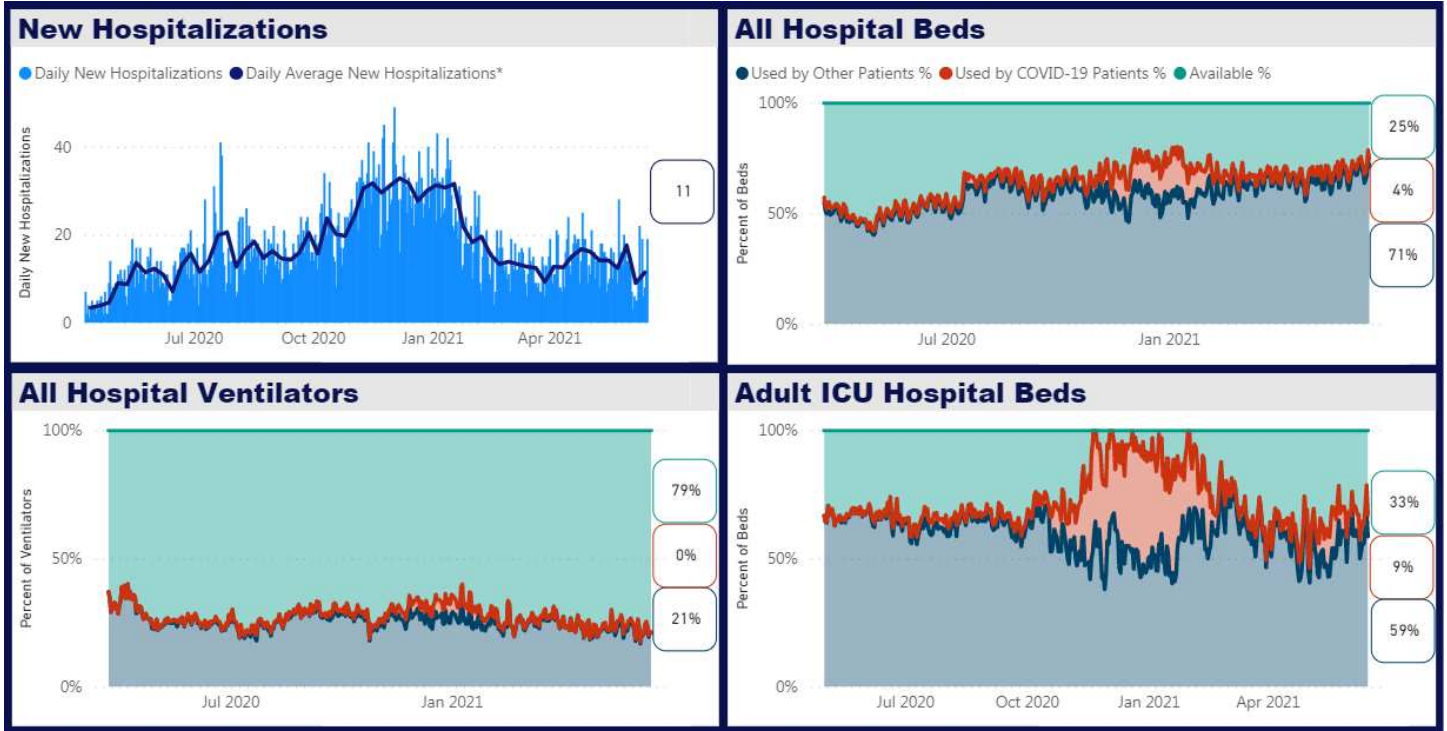
*"Beds available" is now calculated based on beds that are staffed.

**MARC Region Graphical Data
Eastern Jackson County Hospital Resource Usage**

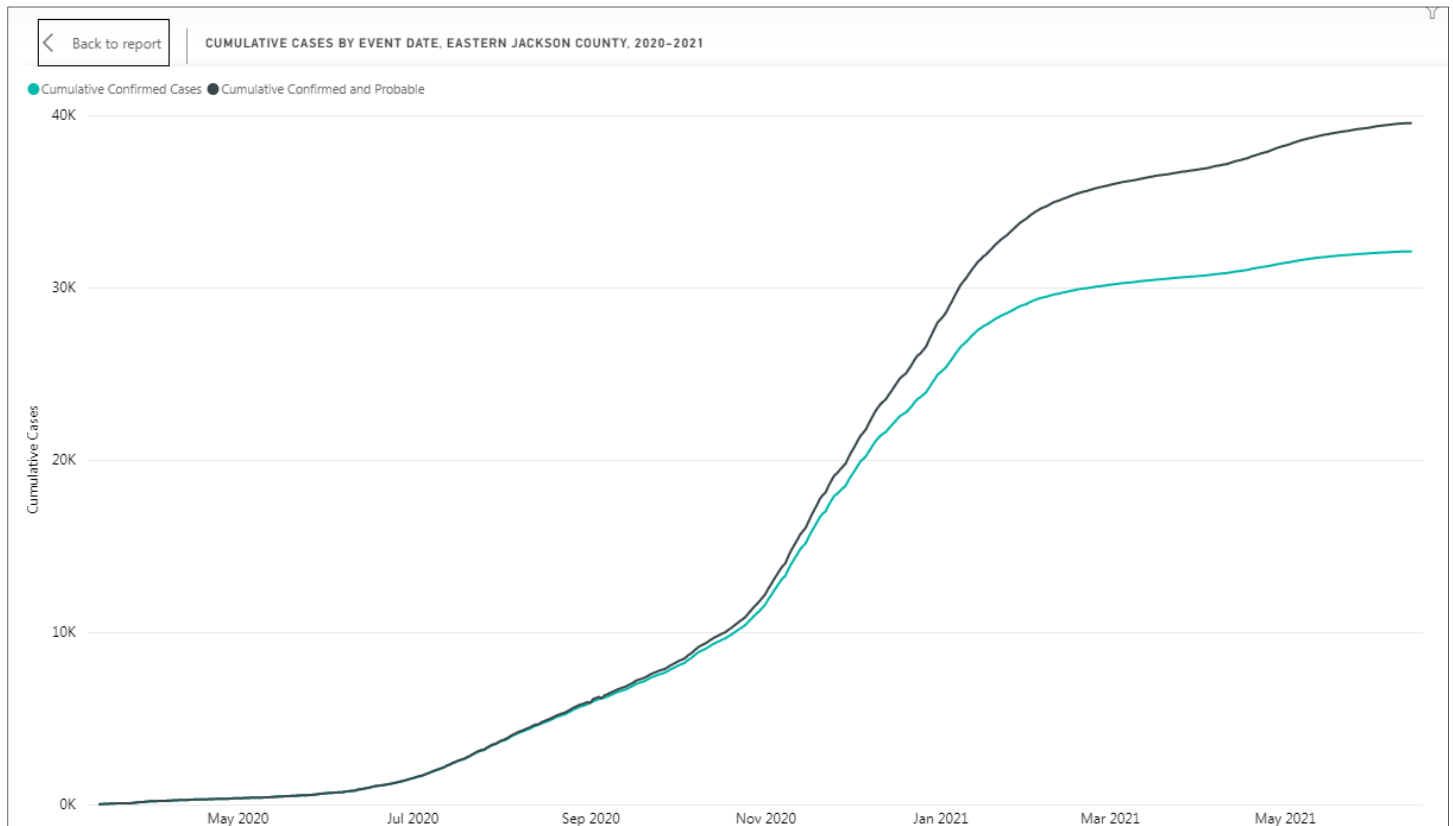


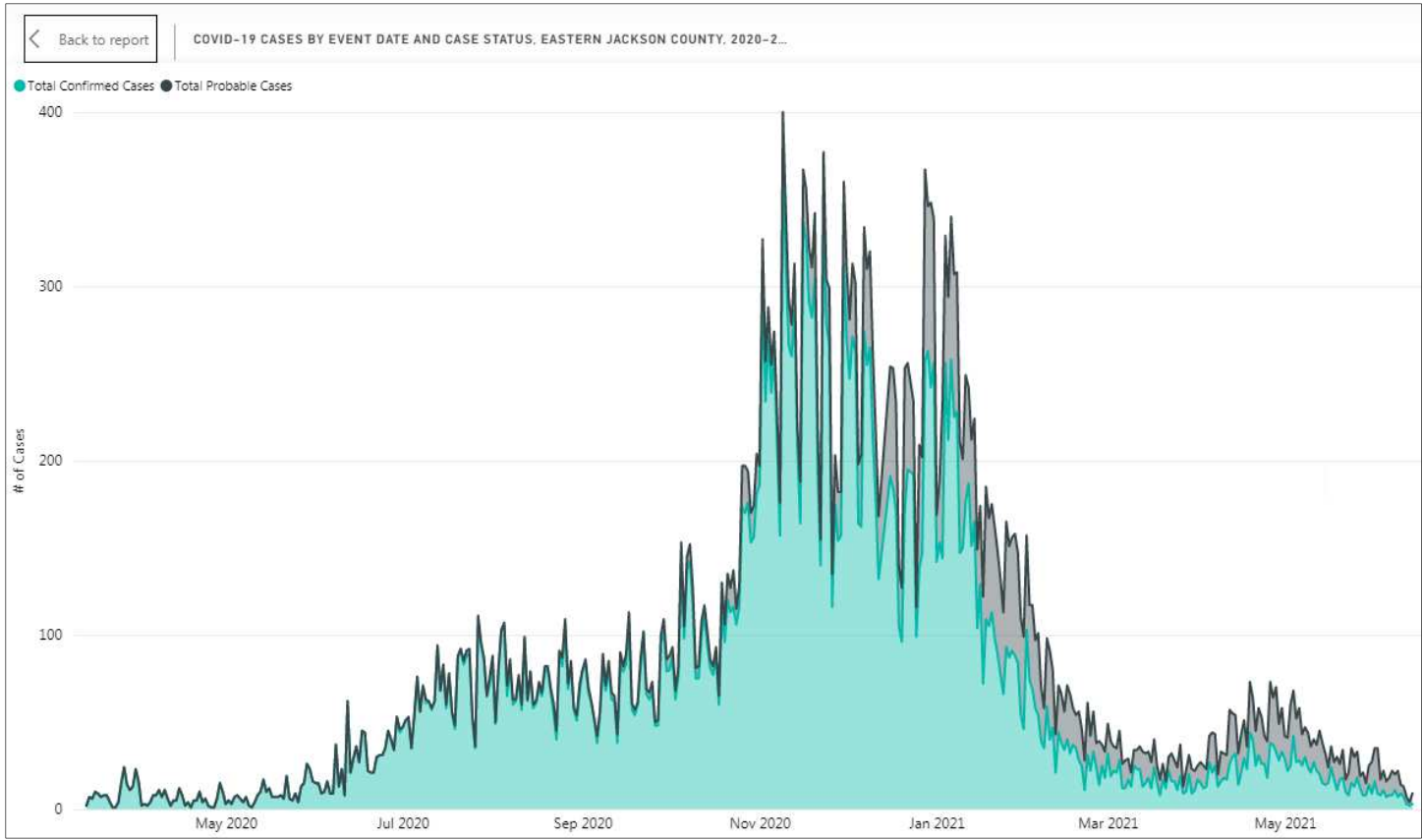
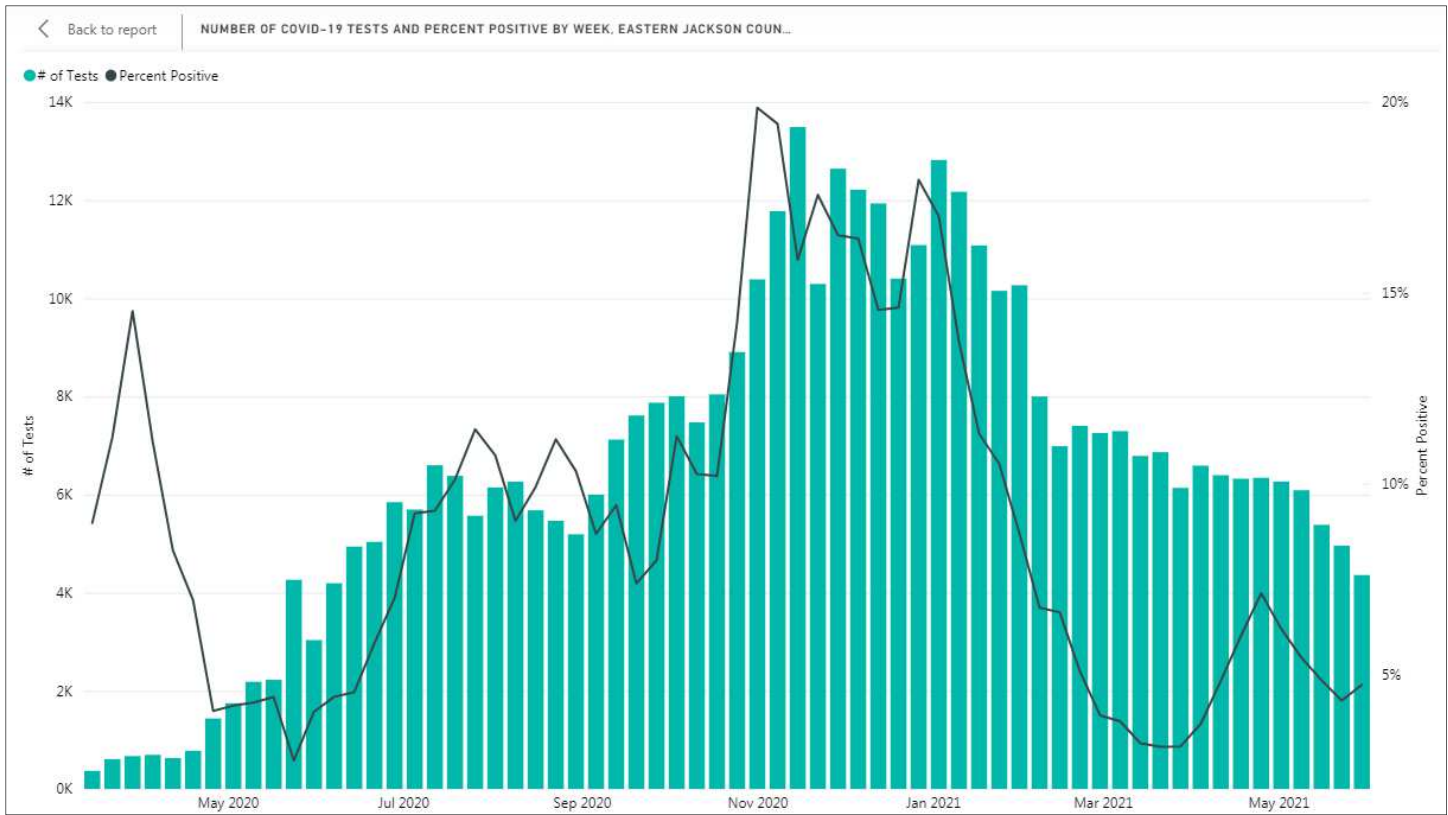
MARC Region Graphical Data

Eastern Jackson County Hospital Resources Snapshot: March 1, 2020 – June 17, 2021



Graphical Eastern Jackson County Data





Institute of Health Metrics and Evaluation Hospital Resource Use Projections for Missouri

