

July 1, 2021 COVID-19 Report

Cumulative Confirmed Cases by Independence Zip Code						
Independence Zip Code	Total Reported Cases as of June 17	Rate per 1,000 as of June 17	Number of New Cases Since June 17	Percent Increase in the Number of Cases	Total Estimated Cases to date	Rate per 1,000 residents to date
64050	2087	92.28	52	2.49%	2139	94.57
64052	2054	98.47	40	1.95%	2094	100.41
64053	513	85.86	2	0.39%	515	86.23
64054	279	91.19	5	1.79%	284	92.86
64055	3349	100.40	46	1.37%	3395	101.78
64056	1617	96.77	27	1.67%	1644	98.40
64057	1741	122.29	17	1.00%	1758	123.45
64058*	741	108.08	12	1.62%	753	109.96
64015**	3211	104.42	38	1.18%	3249	105.64
64016†	404	85.68	8	1.98%	412	87.41
Total	15996	99.88	247	1.54%	16243	102.08

To date, the City of Independence has seen **130** confirmed cases among staff: thirty-eight in the Fire Department, forty in the Police Department, twenty-one in the Utilities Department, twelve in Municipal Services, two in Animal Services, two in Municipal Court, two in Finance & Administration, three in Community Development, one in the City Manager’s Office, and nine in the Parks/Recreation/Tourism Department.

Please note: Positive rates should be at or below 5 percent for at least 14 days before a state or country can safely reopen, according to the World Health Organization. The Harvard Global Health group estimates that communities need to test widely enough so that the number of people testing positive for the virus is 3% or lower in order adequately suppress the pandemic. In the US, the current positive rate is **1.7%**.

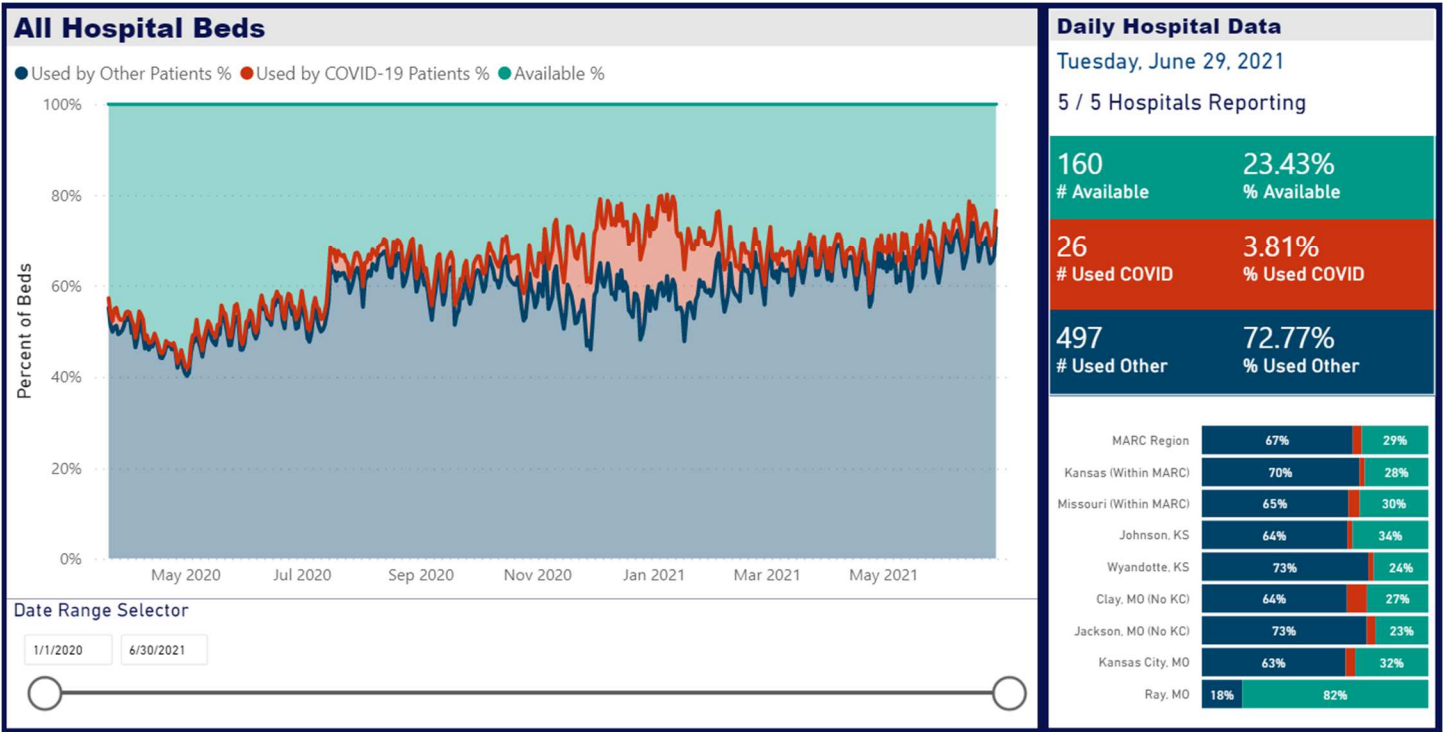
The Harvard Global Health group estimates that communities in Missouri should aim for 212 tests/100,000 citizens each day to mitigate outbreaks and 767 tests/100,000 citizens each day to suppress the virus. Testing in Independence and Eastern Jackson County are far below these numbers. In the last seven days of available data (the week of June 14-20), Eastern Jackson County averaged **583** tests per day or approximately **140** tests/100,000 citizens each day.

Eastern Jackson County Stats			
	As of June 17	As of July 1	Percent Change
Cumulative Persons Tested	423,128	436,017	3.05% (Increase)
14-Day Average Percent Positive	4.47	6.87	53.69% (Increase)
Cumulative Confirmed and Probable Cases	39,542	40,092	1.37% (Increase)
Cases Per 100,000	10,175	10,330	1.52% (Increase)
Deaths	533	541	1.31% (Increase)

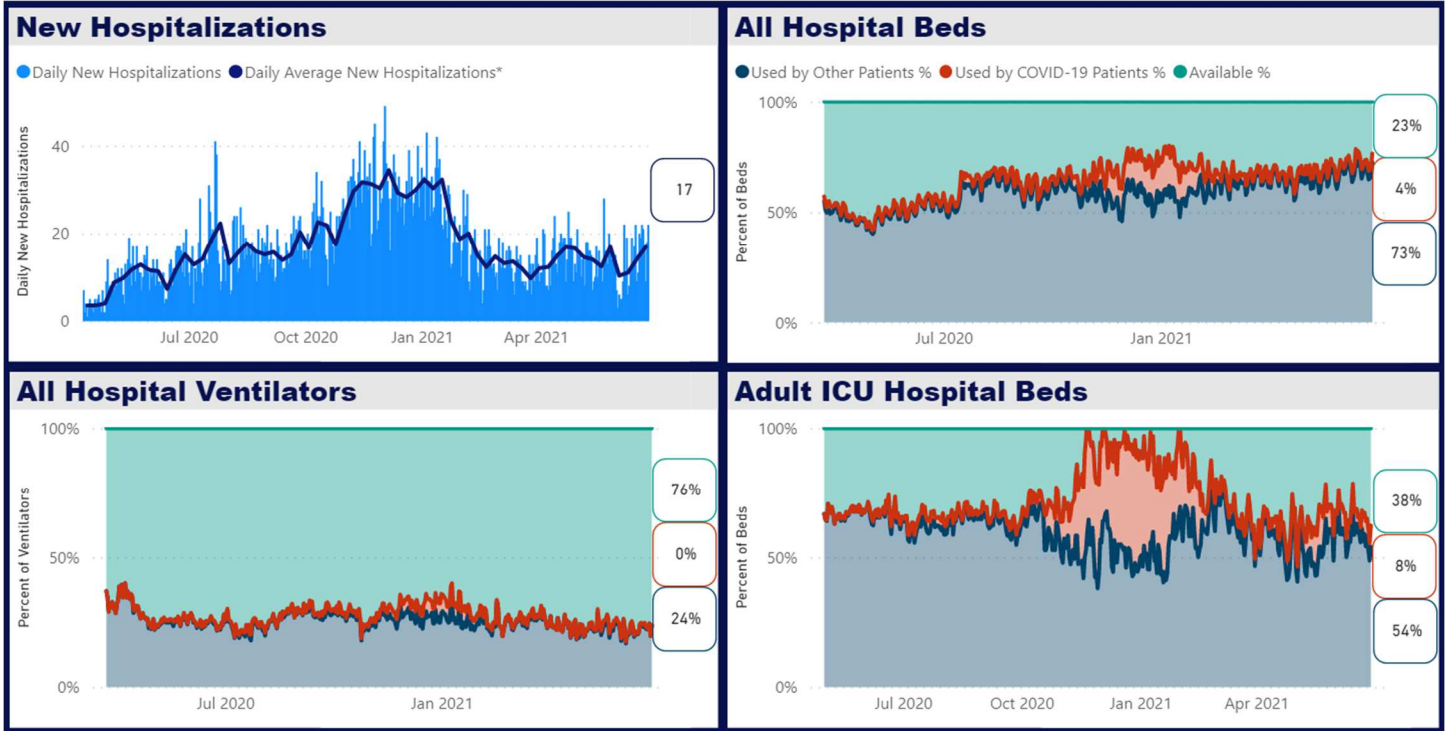
MARC Eastern Jackson County Hospital Stats			
	As of June 17	As of July 1	Percent Change
Total Beds Available	178	160	10.11% (Decrease)
Used by Non-Covid Patients	498	497	0.02% (Decrease)
Used by Covid Patients	26	26	---

*"Beds available" is now calculated based on beds that are staffed.

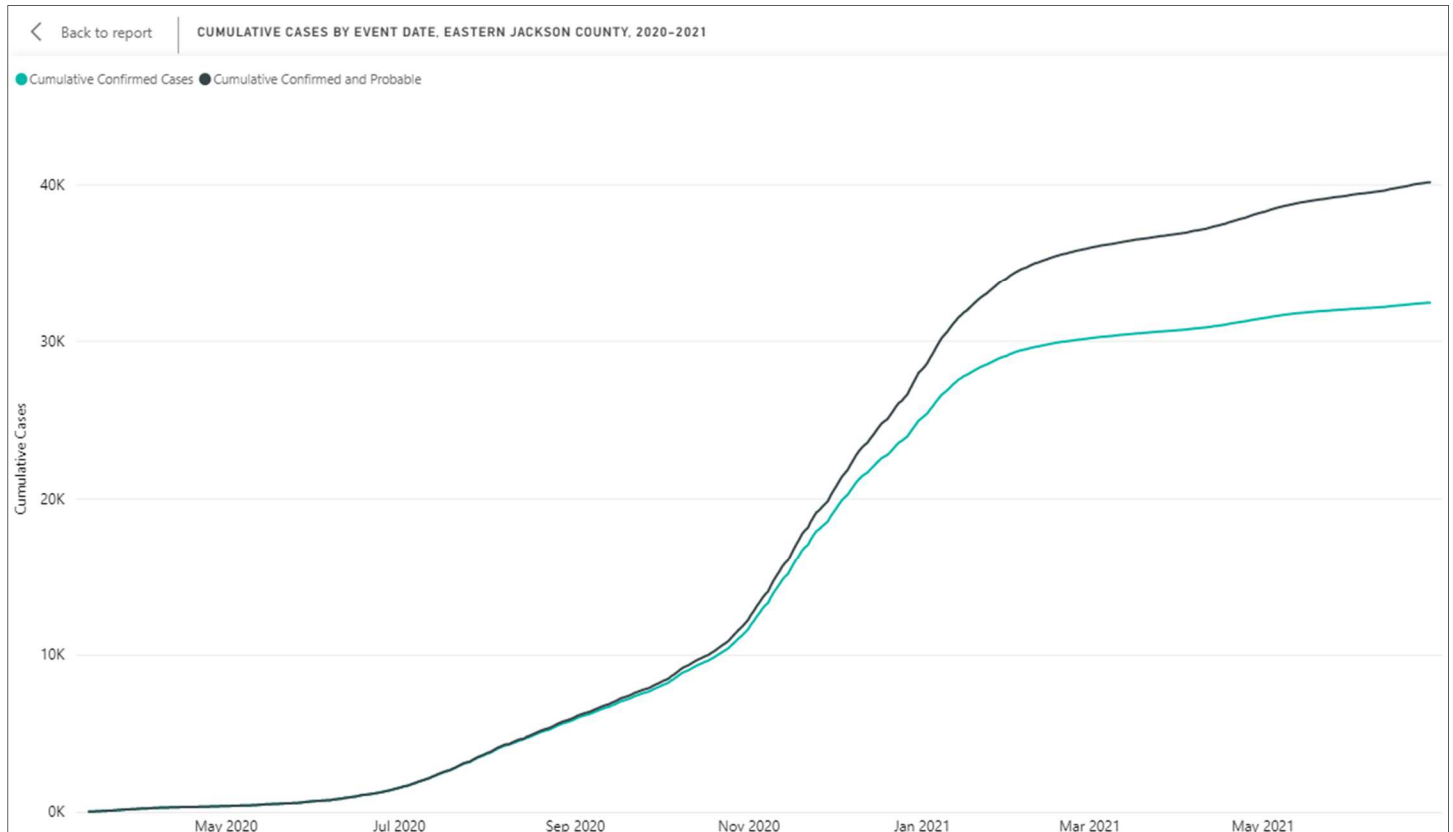
**MARC Region Graphical Data
Eastern Jackson County Hospital Resource Usage**

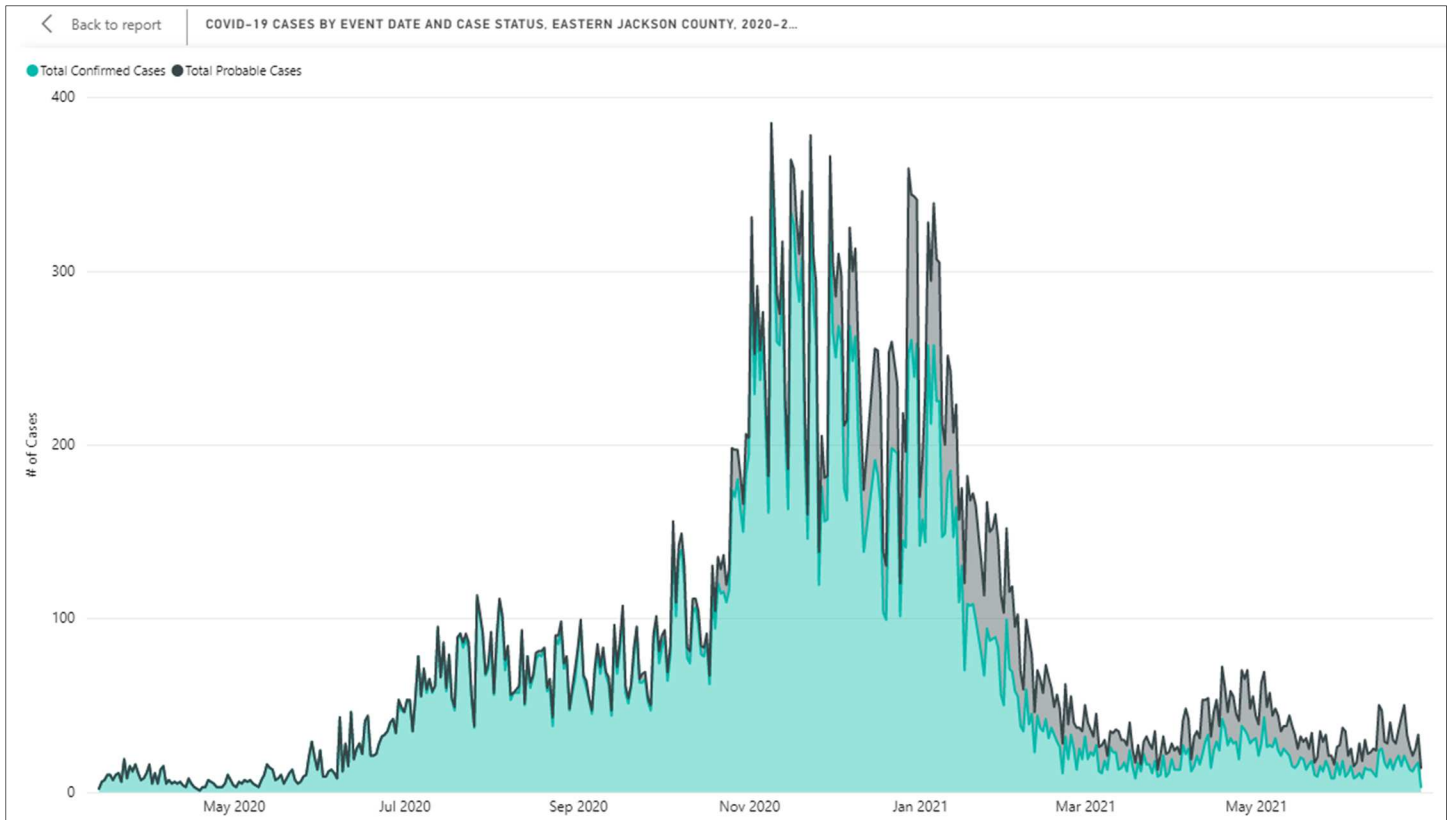
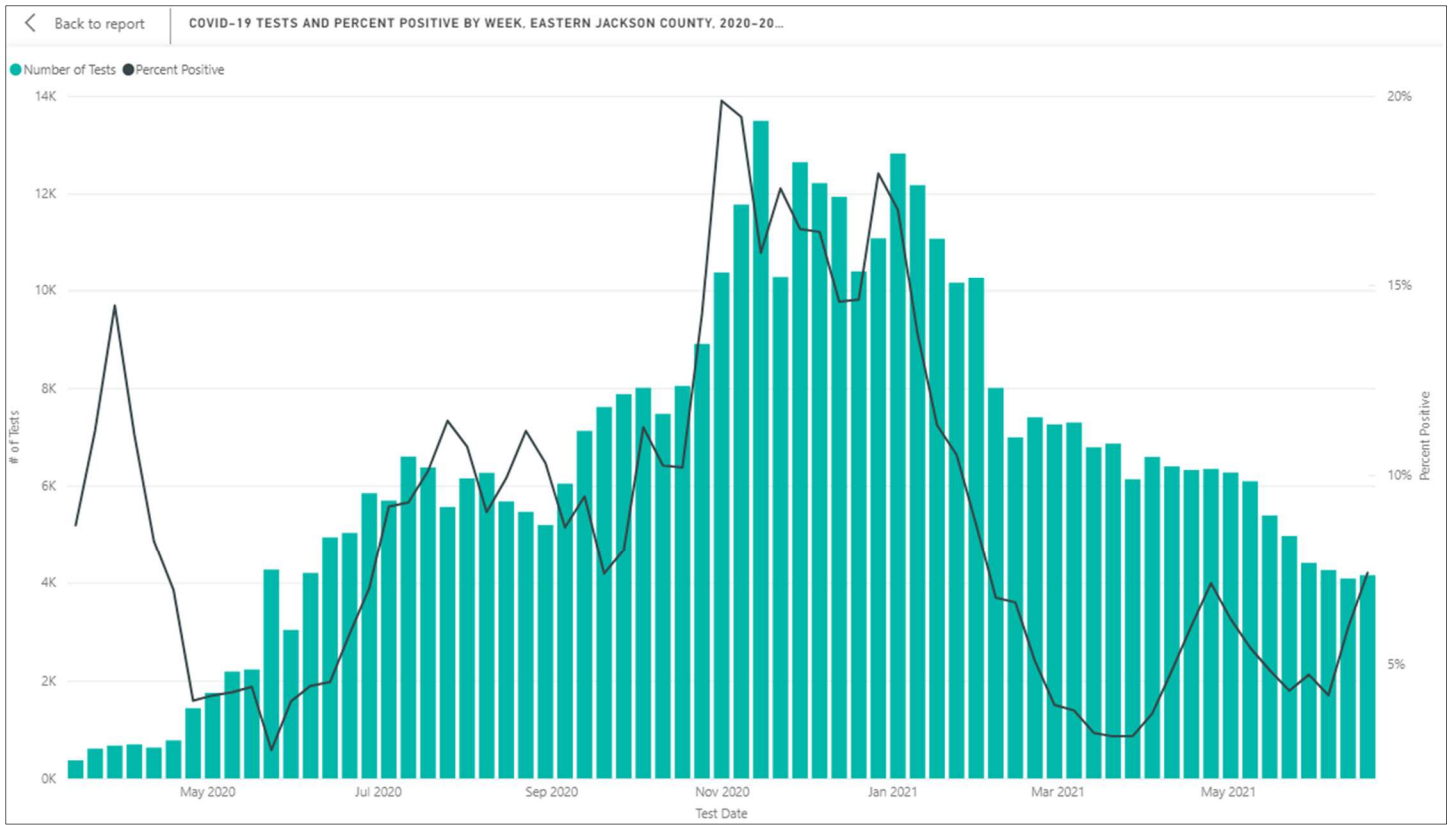


MARC Region Graphical Data
Eastern Jackson County Hospital Resources Snapshot: March 1, 2020 – June 30, 2021



Graphical Eastern Jackson County Data





Institute of Health Metrics and Evaluation

Hospital Resource Use Projections for Missouri

