

July 14, 2021 COVID-19 Report

Cumulative Confirmed Cases by Independence Zip Code						
Independence Zip Code	Total Reported Cases as of June 30th	Rate per 1,000 as of June 30th	Number of New Cases Since June 30th	Percent Increase in the Number of Cases	Total Estimated Cases to date	Rate per 1,000 residents to date
64050	2139	94.57	69	3.21%	2207	97.61
64052	2094	100.41	48	2.28%	2142	102.70
64053	516	86.23	13	2.57%	529	88.45
64054	284	92.86	15	5.38%	299	97.86
64055	3394	101.78	62	1.83%	3456	103.64
64056	1645	98.40	79	4.81%	1724	103.13
64057	1757	123.45	41	2.31%	1798	126.31
64058	753	109.96	29	3.81%	782	114.14
64015	3249	105.64	80	2.47%	3329	108.25
64016	412	87.41	27	6.66%	440	93.22
Total	16243	102.08	463	2.85%	16706	104.99

To date, the City of Independence has seen **131** confirmed cases among staff: thirty-eight in the Fire Department, forty-one in the Police Department, twenty-one in the Utilities Department, twelve in Municipal Services, two in Animal Services, two in Municipal Court, two in Finance & Administration, three in Community Development, one in the City Manager's Office, and nine in the Parks/Recreation/Tourism Department.

Please note: Positive rates should be at or below 5 percent for at least 14 days before a state or country can safely reopen, according to the World Health Organization. The Harvard Global Health group estimates that communities need to test widely enough so that the number of people testing positive for the virus is 3% or lower in order adequately suppress the pandemic. In the US, the current positive rate is **2.0%**

The Harvard Global Health group estimates that communities in Missouri should aim for 212 tests/100,000 citizens each day to mitigate outbreaks and 767 tests/100,000 citizens each day to suppress the virus. Testing in Independence and Eastern Jackson County are far below these numbers. In the last seven days of available data (the week of July 8 – 14), Eastern Jackson County averaged **82** tests per day or approximately **21** tests/100,000 citizens each day.

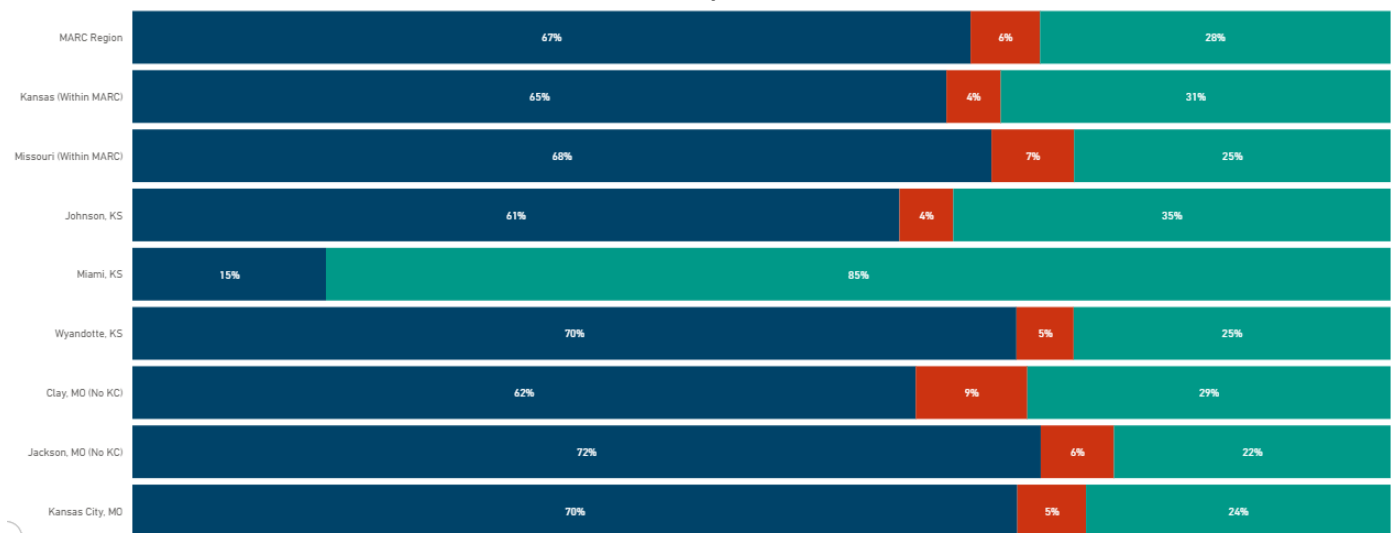
Eastern Jackson County Stats			
	As of 30-Jun	As of 14-Jul	Percent Change
Cumulative Persons Tested	436,017	443,798	1.78% (increase)
14-Day Average Percent Positive	6.87%	11.01%	60.26% (increase)
Cumulative Confirmed and Probable Cases	40,141	40,998	2.13% (increase)
Cases Per 100,000	10,330	10,587	2.49% (increase)
Deaths	484	546	12.81% (increase)

MARC Eastern Jackson County Hospital Stats			
	As of June 30	As of July 14	Percent Change
Total Beds Available	160	155	3.13% (decrease)
Used by Non-Covid Patients	497	509	2.41% (increase)
Used by Covid Patients	26	41	57.69% (increase)

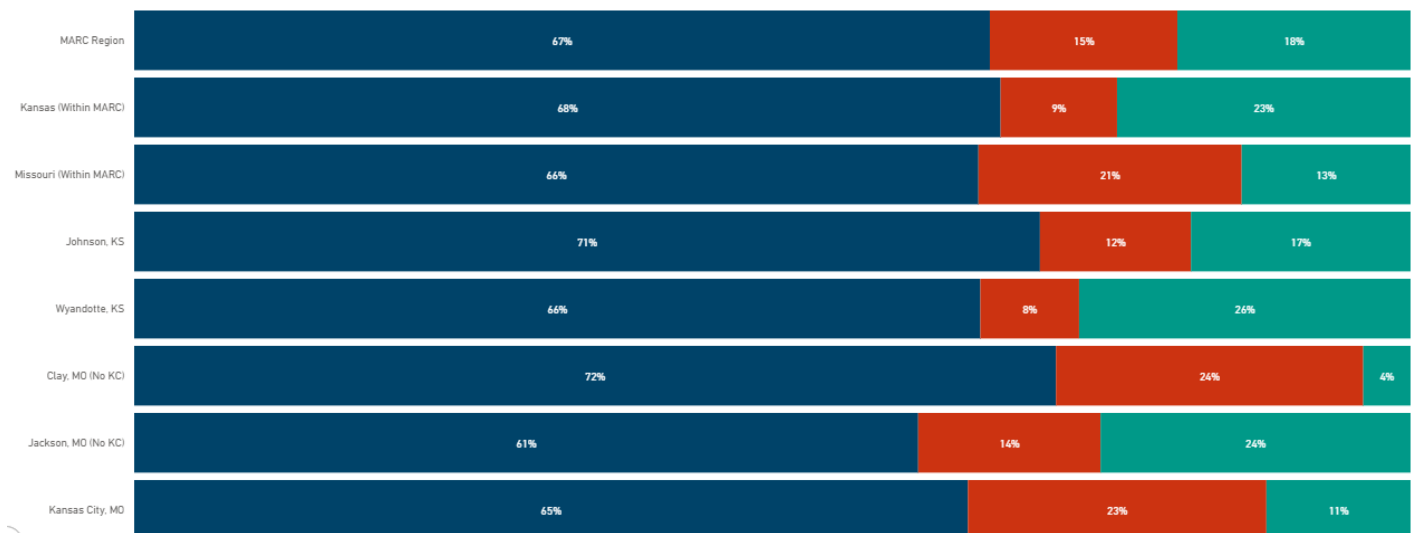
*"Beds available" is now calculated based on beds that are staffed.

MARC Region Graphical Data Jurisdiction Comparison on Hospital Resource Usage

All Hospital Beds



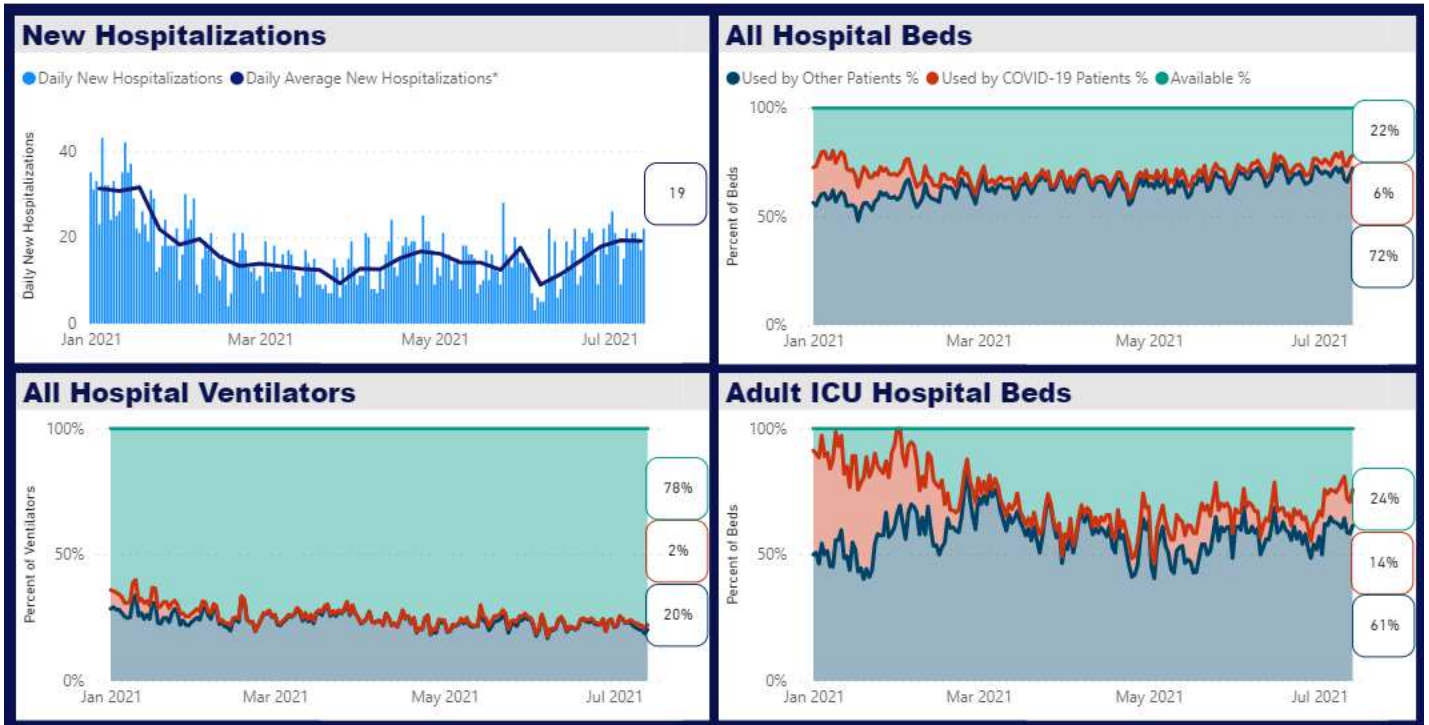
Adult ICU Beds



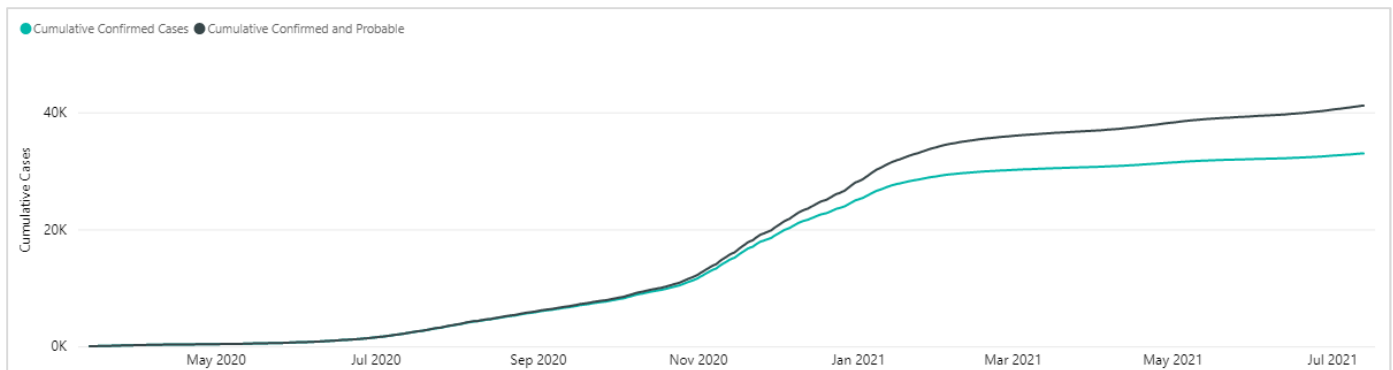
All Hospital Ventilators

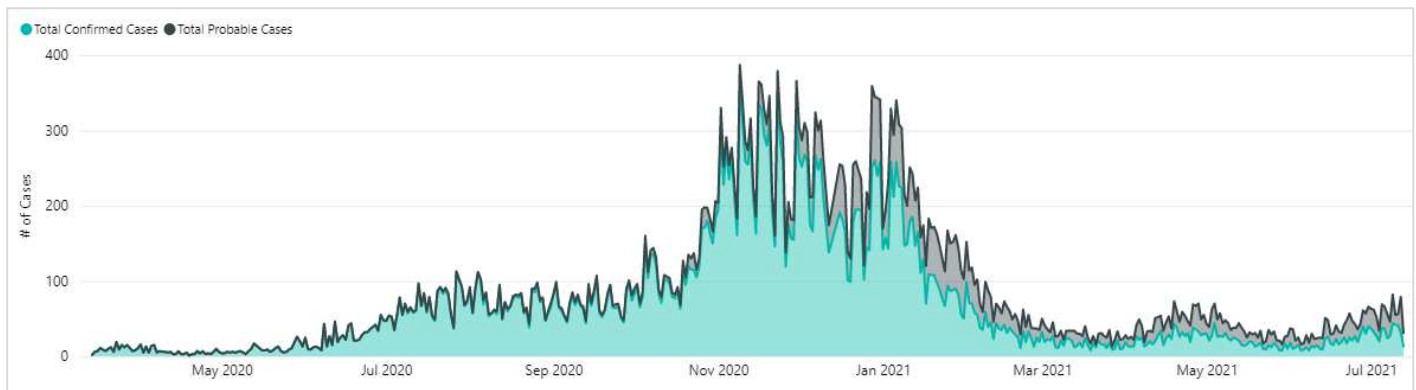
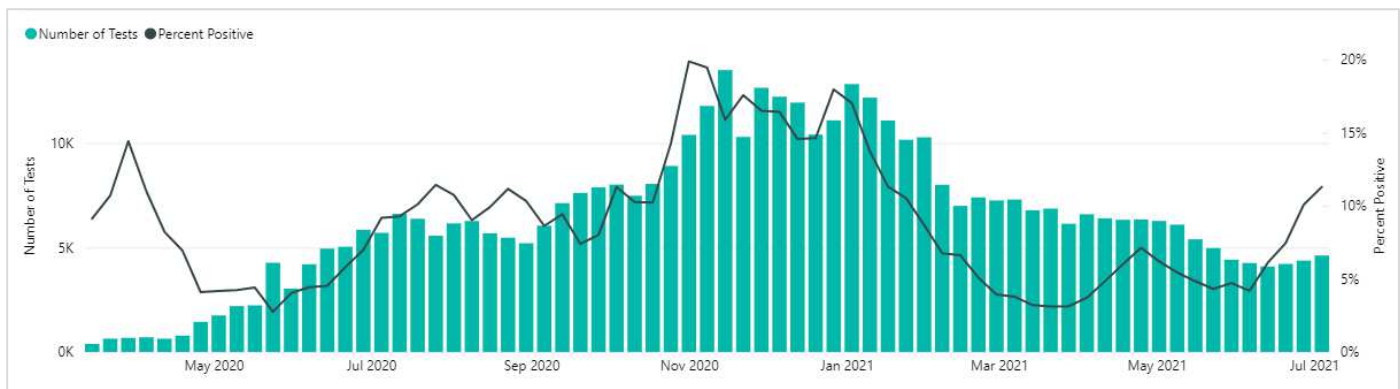
MARC Region Graphical Data

Eastern Jackson County Hospital Resources Snapshot: Jan 1, 2021 – July 14, 2021



Graphical Eastern Jackson County Data





Institute of Health Metrics and Evaluation Hospital Resource Use Projections for Missouri

