

July 28, 2021 COVID-19 Report

Cumulative Confirmed Cases by Independence Zip Code						
Independence Zip Code	Total Reported Cases as of July 14th	Rate per 1,000 as of July 14th	Number of New Cases Since July 14th	Percent Increase in the Number of Cases	Total Estimated Cases to date	Rate per 1,000 residents to date
64050	2207	97.61	79	3.58%	2286	102.50
64052	2142	102.70	89	4.15%	2231	111.01
64053	529	88.45	28	5.29%	557	103.07
64054	299	97.86	2	0.67%	301	98.53
64055	3456	103.64	149	4.31%	3605	106.17
64056	1724	103.13	90	5.22%	1814	105.87
64057	1798	126.31	59	3.28%	1857	127.45
64058	782	114.14	0***	--	782	114.14
64015	3329	108.25	0***	--	3329	108.25
64016	440	93.22	0***	--	440	93.22
Total	16706	104.99	496	2.97%	17202	107.41

\*\*\*On July 15, 2021, the City took over communicable disease reporting from the County. Since that date, only cases for Independence citizens within 64058, 64015, and 64016 are included in new data. As historical data is analyzed, these rows will be updated to include only Independence residents.

To date, the City of Independence has seen **141** confirmed cases among staff: thirty-nine in the Fire Department, forty-nine in the Police Department, twenty-one in the Utilities Department, twelve in Municipal Services, two in Animal Services, two in Municipal Court, three in Finance & Administration, three in Community Development, one in the City Manager's Office, and nine in the Parks/Recreation/Tourism Department.

Please note: Positive rates should be at or below 5 percent for at least 14 days before a state or country can safely reopen, according to the World Health Organization. The Harvard Global Health group estimates that communities need to test widely enough so that the number of people testing positive for the virus is 3% or lower in order adequately suppress the pandemic. In the US, the current positive rate is **5.8%**

The Harvard Global Health group estimates that communities in Missouri should aim for 212 tests/100,000 citizens each day to mitigate outbreaks and 767 tests/100,000 citizens each day to suppress the virus. Testing in Independence and Eastern Jackson County are far below these numbers. In the last seven days of available data (the week of July 22 – 28), Independence averaged 337 tests per day or approximately **278** tests/100,000 citizens each day.

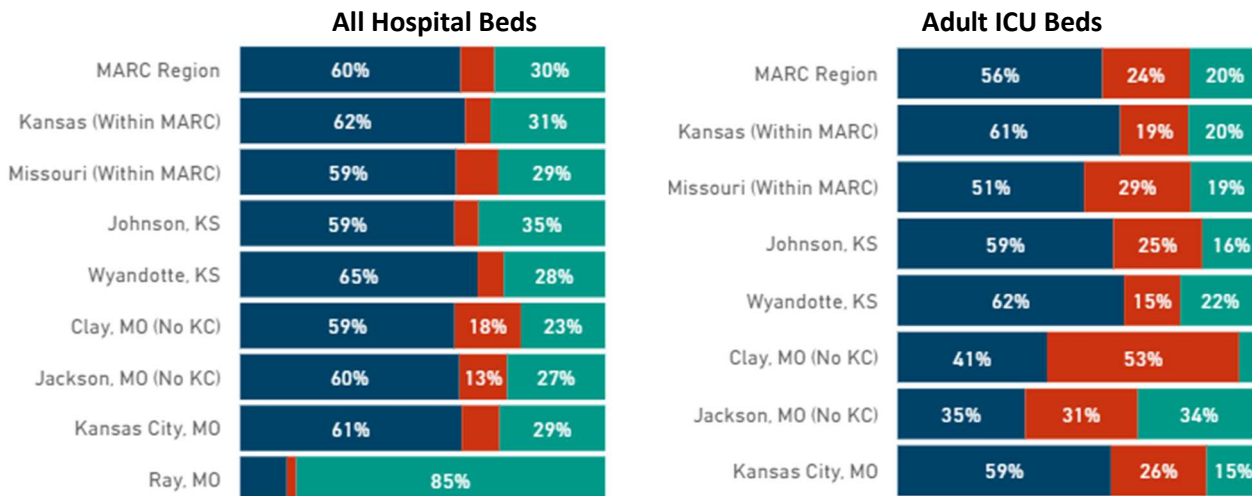
Eastern Jackson County Comparison to Independence		
	Eastern Jackson County	Independence
<b>14-Day Average Percent Positive</b>	13.40%	14.4%
<b>Cumulative Confirmed and Probable Cases</b>	40,141	40,998
<b>Cases Per 100,000</b>	11,178	10,741
<b>Deaths in the Last 7 Days</b>	1	2

MARC Eastern Jackson County Hospital Stats			
	As of July 14	As of July 28	Percent Change
<b>Total Beds Available</b>	155	191	23.2% (increase)
<b>Used by Non-Covid Patients</b>	509	427	16.11% (decrease)
<b>Used by Covid Patients</b>	41	93	126.83% (increase)

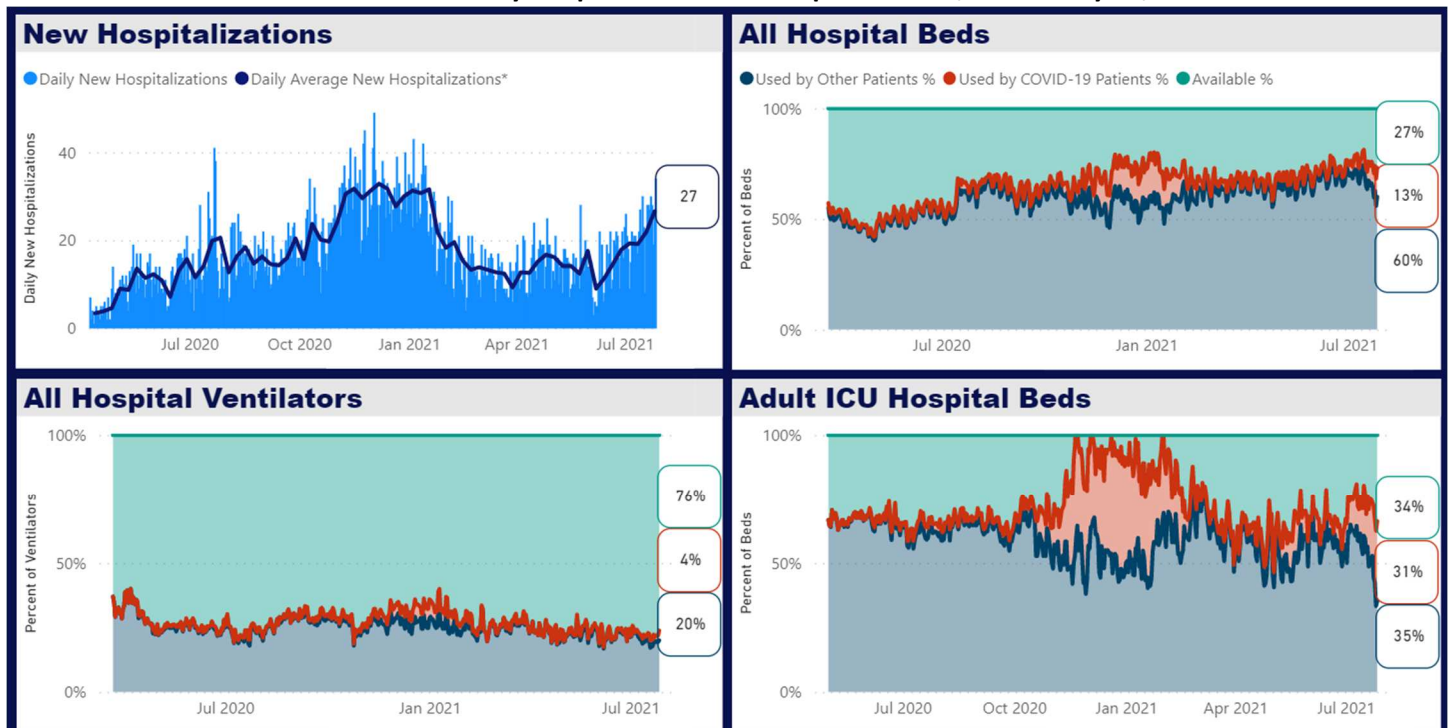
\*"Beds available" is now calculated based on beds that are staffed.

### MARC Region Graphical Data

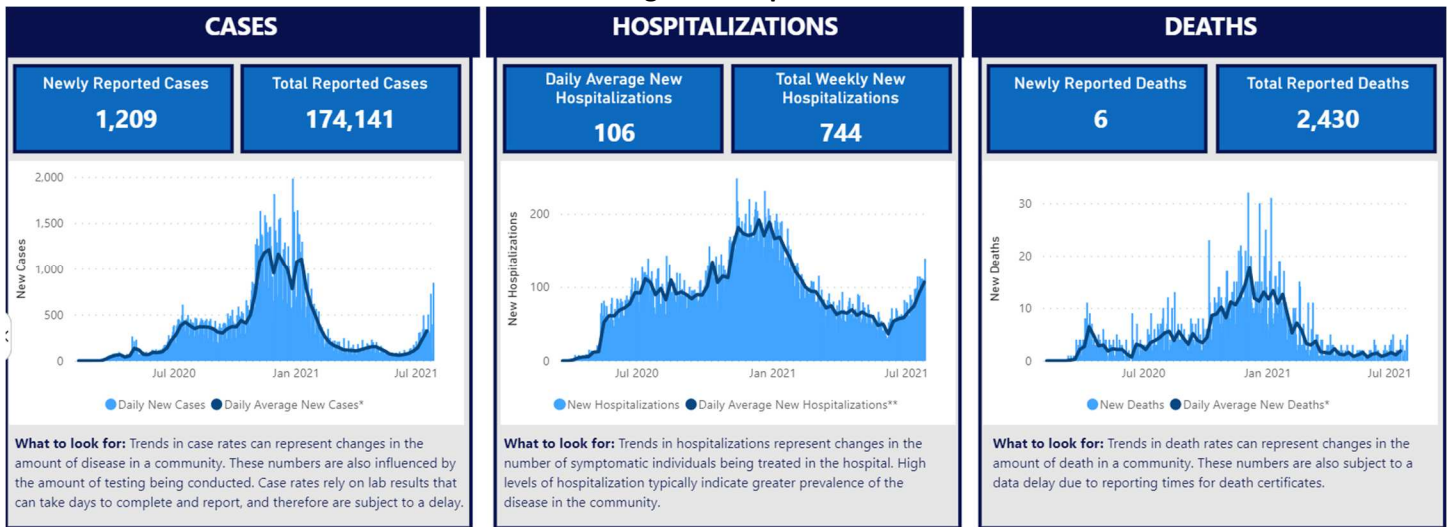
#### Jurisdiction Comparison on Hospital Resource Usage



### Eastern Jackson County Hospital Resources Snapshot: Jan 1, 2020 – July 28, 2021



## Regional Snapshot



## Institute of Health Metrics and Evaluation Hospital Resource Use Projections for Missouri

