

Single Jurisdiction Selector

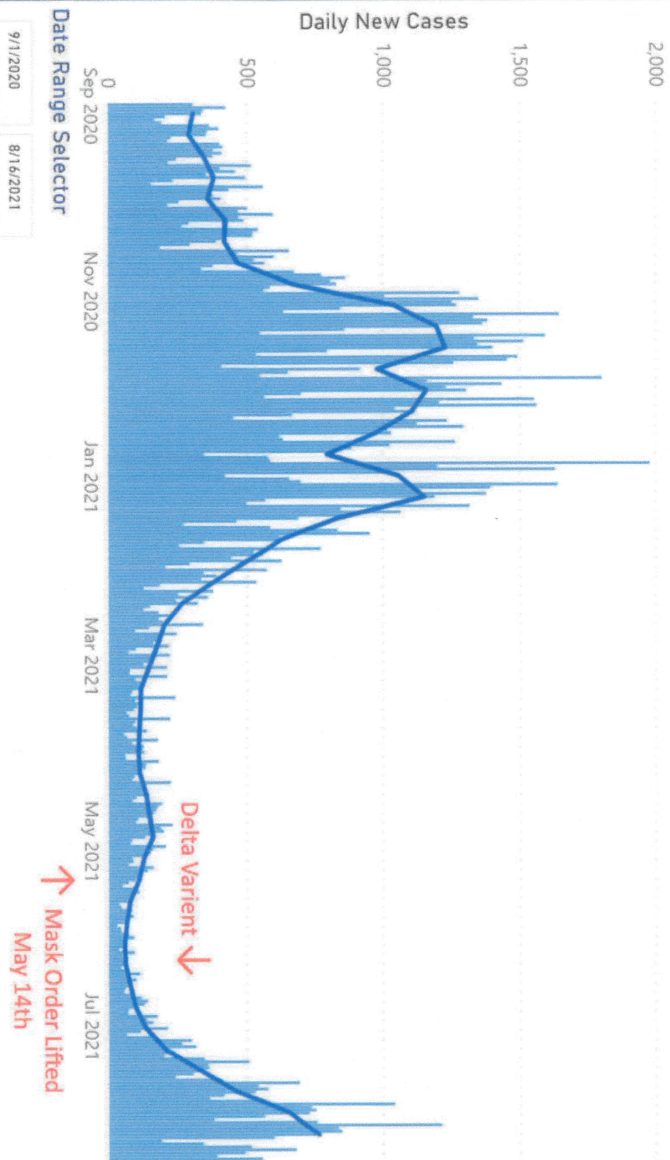
- MARC Region
- Kansas (Within MARC)
- Missouri (Within MARC)
- Johnson, KS
- Leavenworth, KS
- Miami, KS
- Wyandotte, KS
- Cass, MO (No KC)
- Clay, MO (No KC)
- Jackson, MO (No KC)
- Kansas City, MO
- Platte, MO (No KC)
- Ray, MO

Switch to Multiple Jurisdiction View

Daily New Cases

7-day rolling average trend line* and daily bars for single jurisdiction

● Daily New Cases ● Daily Average New Cases*



KC Region COVID Dashboard

MARC

Daily Case Data

Sunday, August 15, 2021

0 Daily New Cases

Daily Average Case Data*

Friday, August 06, 2021

759 Daily Average New Cases

16.28% Change Since Previous Week

Cases data is compiled from sources published by local and state jurisdictional health departments. Methodology and sources are available in Additional Resources and may be compiled in ways that differ from other information resources. Data displayed is provisional and subject to validation over time to create a more accurate picture. *Cases data enforces a **ten-day lag** on trend data to account for normal delays in reporting and validation. See something confusing? Check our FAQ to see if it's been addressed.

Single Jurisdiction Selector

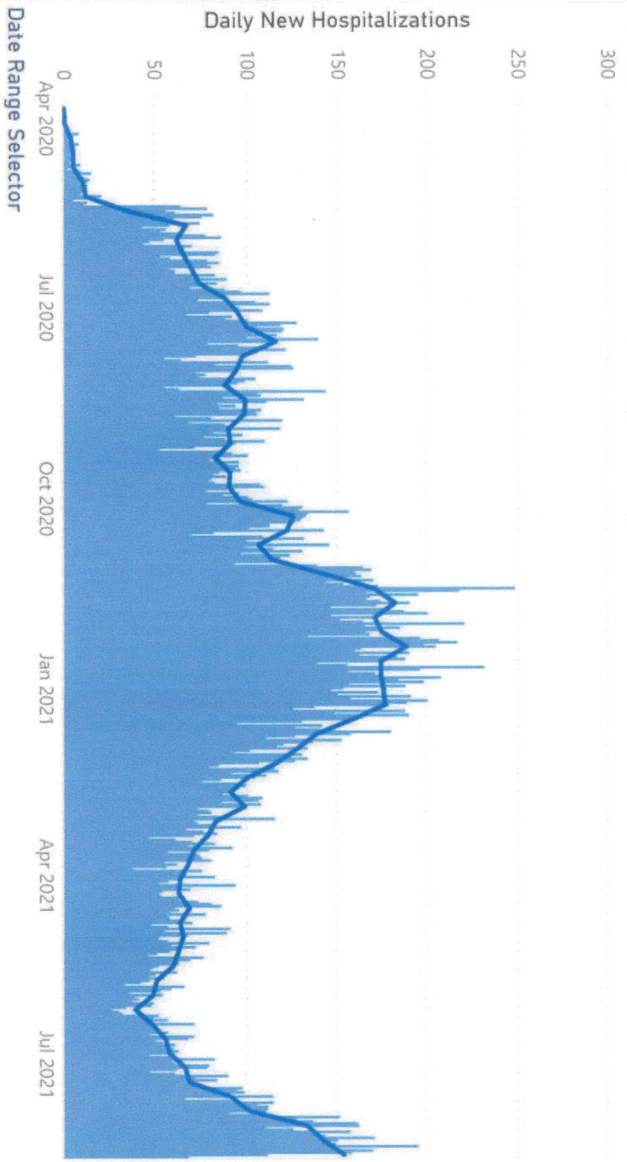
- MARC Region
- Kansas (Within MARC)
- Missouri (Within MARC)
- Johnson, KS
- Miami, KS
- Wyandotte, KS
- Clay, MO
- Jackson, MO
- Jackson, MO (No KC)
- Kansas City, MO
- Ray, MO

Switch to Multiple Jurisdiction View

New Hospitalizations

7-day rolling average trend line* and daily bars for single jurisdiction

● Daily New Hospitalizations ● Daily Average New Hospitalizations*



Date Range Selector

1/1/2020 8/16/2021

Daily Hospital Data

Sunday, August 15, 2021

10 / 27 Hospitals Reporting

68 Daily New Hospitalizations

Average Daily Hospital Data*

Saturday, August 14, 2021

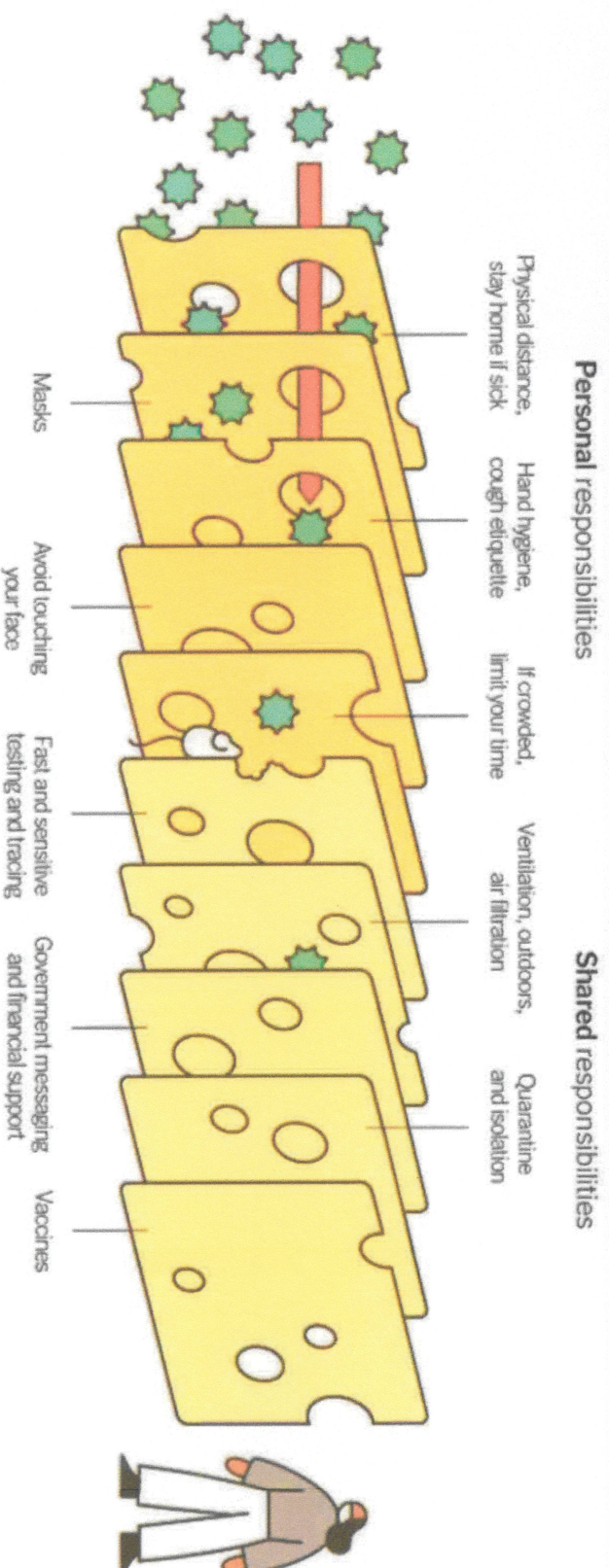
154 Daily Average New Hospitalizations

8.26% Change Since Previous Week

Hospitalization data is sourced from the HHS Protect Teletracking Database. Methodology and sources are available in FAQ Resources and may be compiled in ways that differ from other information resources. Data displayed is provisional and subject to validation over time. *Hospitalization trend lines enforce a **two-day lag** to account for non-reporting hospitals on any given day. County level data is not currently available for Cass, Platte and Leavenworth County. Kansas City, MO region consists of hospitals from Jackson and Platte counties in Missouri. See something confusing? Check our [Regional](#)

What can we do?

The Swiss Cheese Model



Source: Adapted from Ian M. Mackay (winklegymdownunder.com) and James T. Reason. Illustration by Rose Wong