



Stormwater Oversight Committee

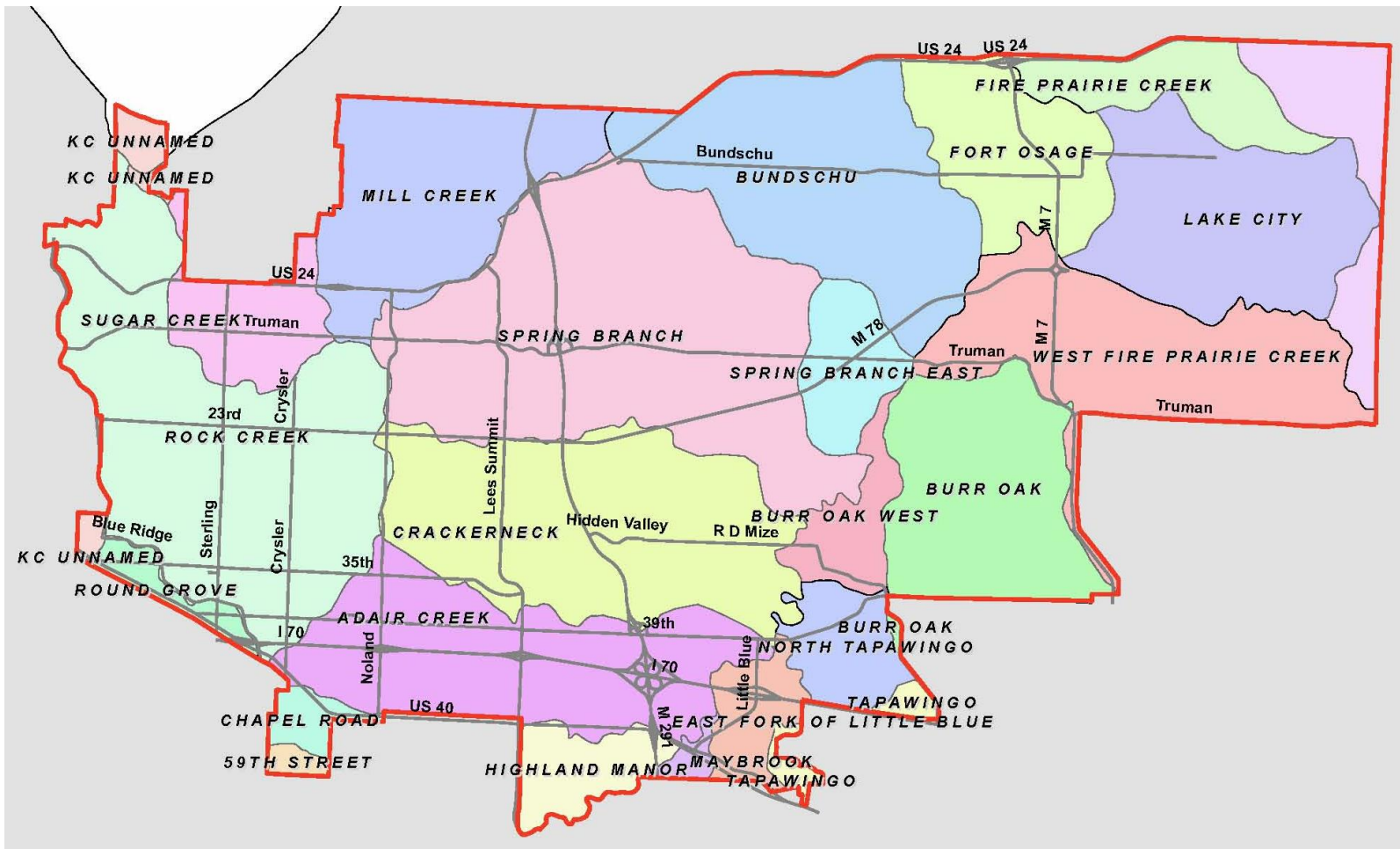
Semi-annual report to City Council

★A GREAT AMERICAN STORY★

Program Objectives



Independence Watersheds



Projected Revenues FY 20-21

STORMWATER SALES TAX (1/4 ¢)

Fiscal Year Budget

Estimated Sales Tax	\$4,014,317
Estimated Interest	\$24,500
TOTAL	\$4,038,817



Actual Revenues FY 20-21

STORMWATER SALES TAX (1/4 ¢)

July 1, 2020 – June 30, 2021

Estimated Sales Tax	\$4,390,812
Estimated Interest	\$170,048
Regional Detention Funds	\$11,713
TOTAL	\$4,572,573



Allocation of Funding

July 1, 2020 – June 30, 2021

Maintenance	\$1,615,271
Administration	\$229,644
Permit Compliance	\$329,100
Total Operating Expenditures	\$2,174,015
<hr/>	
Capital Budget	\$1,678,292
<hr/>	
TOTAL Expenditures	\$3,852,307



Maintenance Summary

	FY 2019-20	FY 2020-21
Lines Inspected (ft)	108,796	94,916
Structures Inspected (ea)	4,258	3,305
Structures Cleaned (ea)	920	733
Total Repairs	88	102


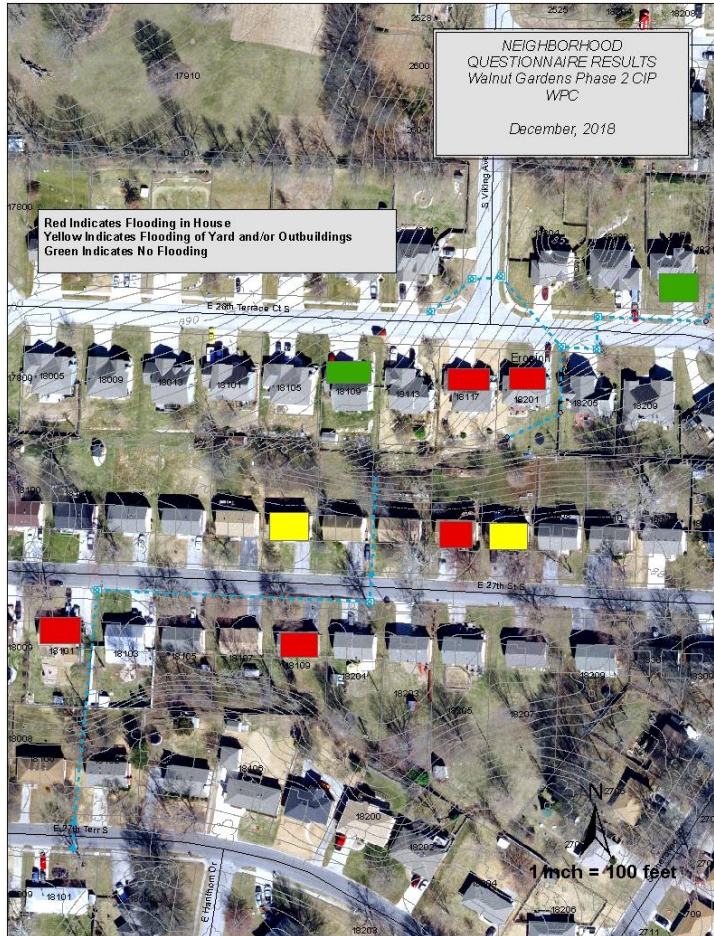
Blue Lawn Storm Improvements



Blue Lawn Storm Improvements



Walnut Gardens Phase 2



Walnut Gardens Phase 2



Capital Improvements Update

100 construction projects completed

13 watershed studies completed

3 projects in design

9 projects in acquisition/construction

Capital Improvements Update

Just over \$3.8M dedicated for Capital Improvement Projects currently underway

\$43,699,688 total sales tax funds spent on Capital Improvement Projects through June 30, 2021 (over life of sales tax)

Summary

Stormwater Management Program oversees the management, construction, operation, maintenance, and pollution control of the City's stormwater system.

13,800+ structures

230+ miles of pipe

19 regional detention basins

All within 23 watershed and sub-shed areas