

October 27, 2021 COVID-19 Report

| October 14-October 27: Cumulative Confirmed Cases by Independence Zip Code** | | | | | | |
|---|------------------------------------|------------------------------|-----------------------------------|---|-------------------------------|----------------------------------|
| Independence Zip Code | Total Reported Cases as of Oct. 13 | Rate per 1,000 as of Oct. 13 | Number of New Cases Since Oct. 13 | Percent Increase in the Number of Cases | Total Estimated Cases to date | Rate per 1,000 residents to date |
| 64050 | 2893 | 129.72 | 40 | 1.38% | 2933 | 131.51 |
| 64052 | 2886 | 143.60 | 41 | 1.42% | 2927 | 145.64 |
| 64053 | 719 | 133.05 | 7 | 0.97% | 726 | 134.34 |
| 64054 | 347 | 96.47 | 4 | 1.15% | 351 | 97.58 |
| 64055 | 4576 | 134.77 | 61 | 1.33% | 4637 | 136.57 |
| 64056 | 2396 | 139.84 | 22 | 0.92% | 2418 | 141.12 |
| 64057 | 2306 | 157.02 | 33 | 1.43% | 2339 | 159.27 |
| 64058 | 782 | 112.70 | 0 | 0.00% | 782 | 112.70 |
| 64015 | 3329 | 106.05 | 0 | 0.00% | 3329 | 106.05 |
| 64016 | 440 | 94.73 | 0 | 0.00% | 440 | 94.73 |
| Total | 20674 | 129.09 | 208 | 1.01% | 20882 | 130.39 |

**Data is preliminary due to a delay in laboratory reporting. Updates will be provided in subsequent reports.

***On July 15, 2021, the City took over communicable disease reporting from the County. Since that date, only cases for Independence citizens within 64058, 64015, and 64016 will be included in new data and delays are expected. As historical data is analyzed, these rows will be updated to include only Independence residents.

| Case rate by Independence Zip Code: Week-to-Week Comparison | | | |
|--|--|--|----------------|
| Independence Zip Code | Cases per 1,000 residents October 13th to October 19th | Cases per 1,000 residents October 20th to October 26th | Change in rate |
| 64050 | 0.76 | 0.90 | 18% |
| 64052 | 1.24 | 0.85 | -32% |
| 64053 | 0.19 | 1.11 | 500% |
| 64054 | 0.56 | 0.56 | 0% |
| 64055 | 0.85 | 0.85 | 0% |
| 64056 | 0.93 | 0.29 | -69% |
| 64057 | 1.09 | 1.09 | 0% |

To date, the City of Independence has seen **170** confirmed cases among staff: forty-six in the Fire Department, sixty-four in the Police Department, twenty-three in the Utilities Department, thirteen in Municipal Services, six in Health & Animal Services, two in Municipal Court, three in Finance & Administration, three in Community Development, one in the City Manager's Office, and ten in the Parks/Recreation/Tourism Department.

Please note: Positive rates should be at or below 5% for at least 14 days before a state or country can safely reopen, according to the World Health Organization. The Harvard Global Health group estimates that communities need to test widely enough so that the number of people testing positive for the virus is 3% or lower in order adequately suppress the pandemic. In the US, the current positive rate is **5.2%**.

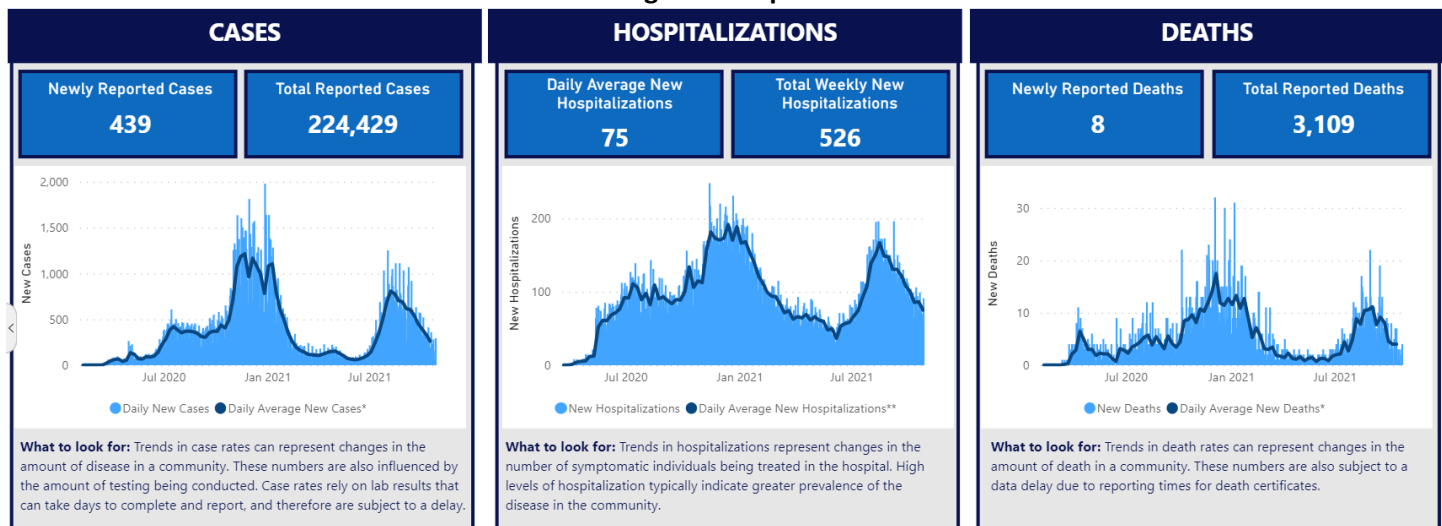
| Eastern Jackson County Comparison to Independence | | |
|---|------------------------|--------------|
| | Eastern Jackson County | Independence |
| Rolling Average Percent Positive | 7.22% | 8.92% |
| Total Deaths | 521 | 245 |
| Deaths in the Last 7 Days | 9 | 2 |

| MARC Eastern Jackson County Hospital Stats | | | |
|--|------------------|------------------|-------------------|
| | As of October 13 | As of October 27 | Percent Change |
| Total Beds Available | 195 | 182 | 6.67% (decrease) |
| Used by Non-Covid Patients | 445 | 463 | 4.04% (increase) |
| Used by Covid Patients | 56 | 48 | 14.29% (decrease) |

*"Beds available" is now calculated based on beds that are staffed.

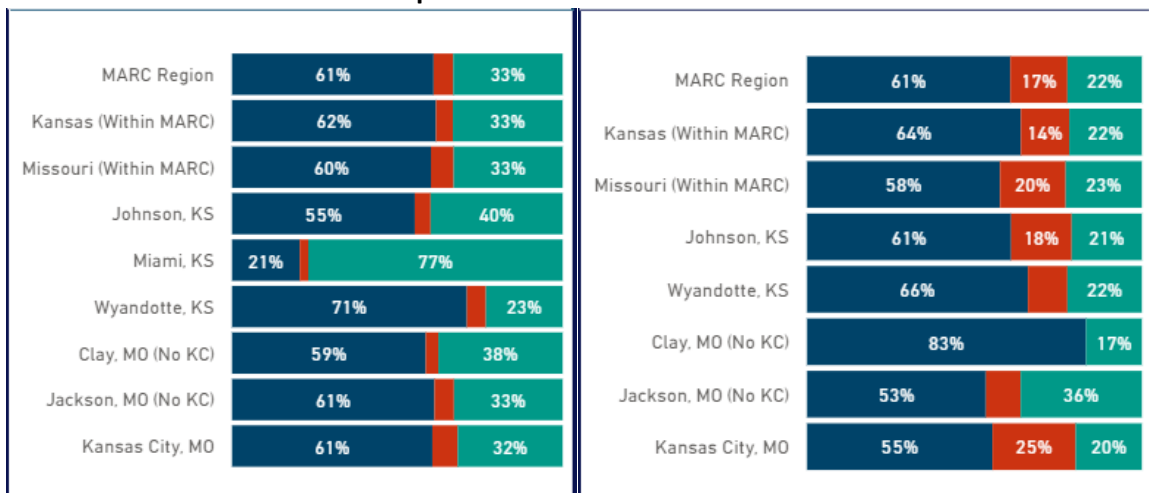
MARC Region Graphical Data

Regional Snapshot



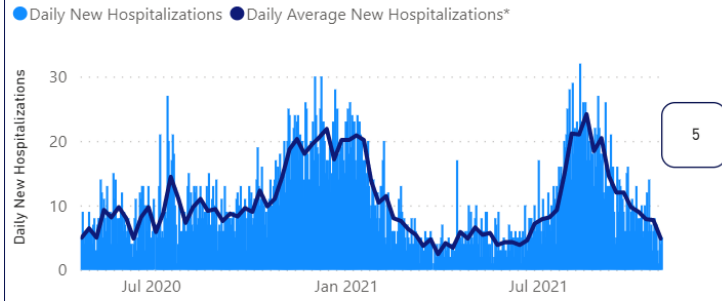
Jurisdiction Comparison on Hospital Resource Usage

All Hospital Beds Adult ICU Beds

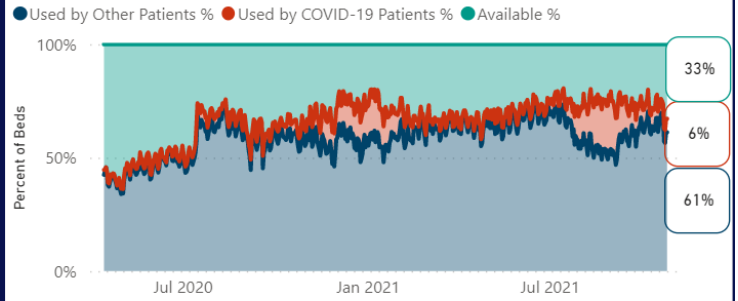


Eastern Jackson County Hospital Resources Snapshot: Jan 1, 2020 – October 27, 2021

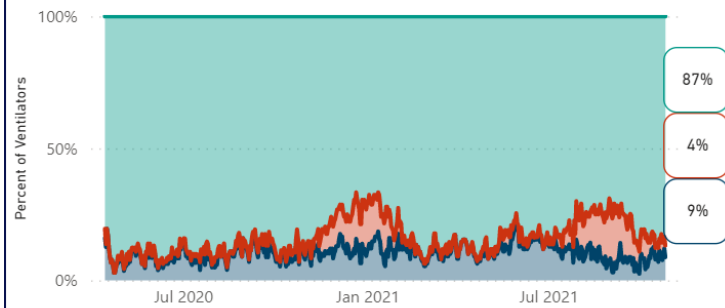
New Hospitalizations



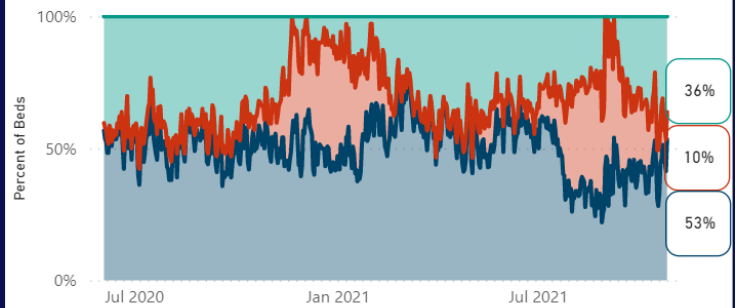
All Hospital Beds



All Hospital Ventilators



Adult ICU Hospital Beds



Institute of Health Metrics and Evaluation Hospital Resource Use Projections for Missouri

