


"THIS MEDIA SHOULD NOT BE CONSIDERED A CERTIFIED DOCUMENT."

DATE PREPARED	
5/12/2022	
ROUTE	STATE
2-4	MO
DISTRICT	SHEET NO.
K-C	36
COUNTY	
JACKSON	
JOB NO.	
J4S3405B	
CONTRACT ID.	
PROJECT NO.	
BRIDGE NO.	

DATE	DESCRIPTION

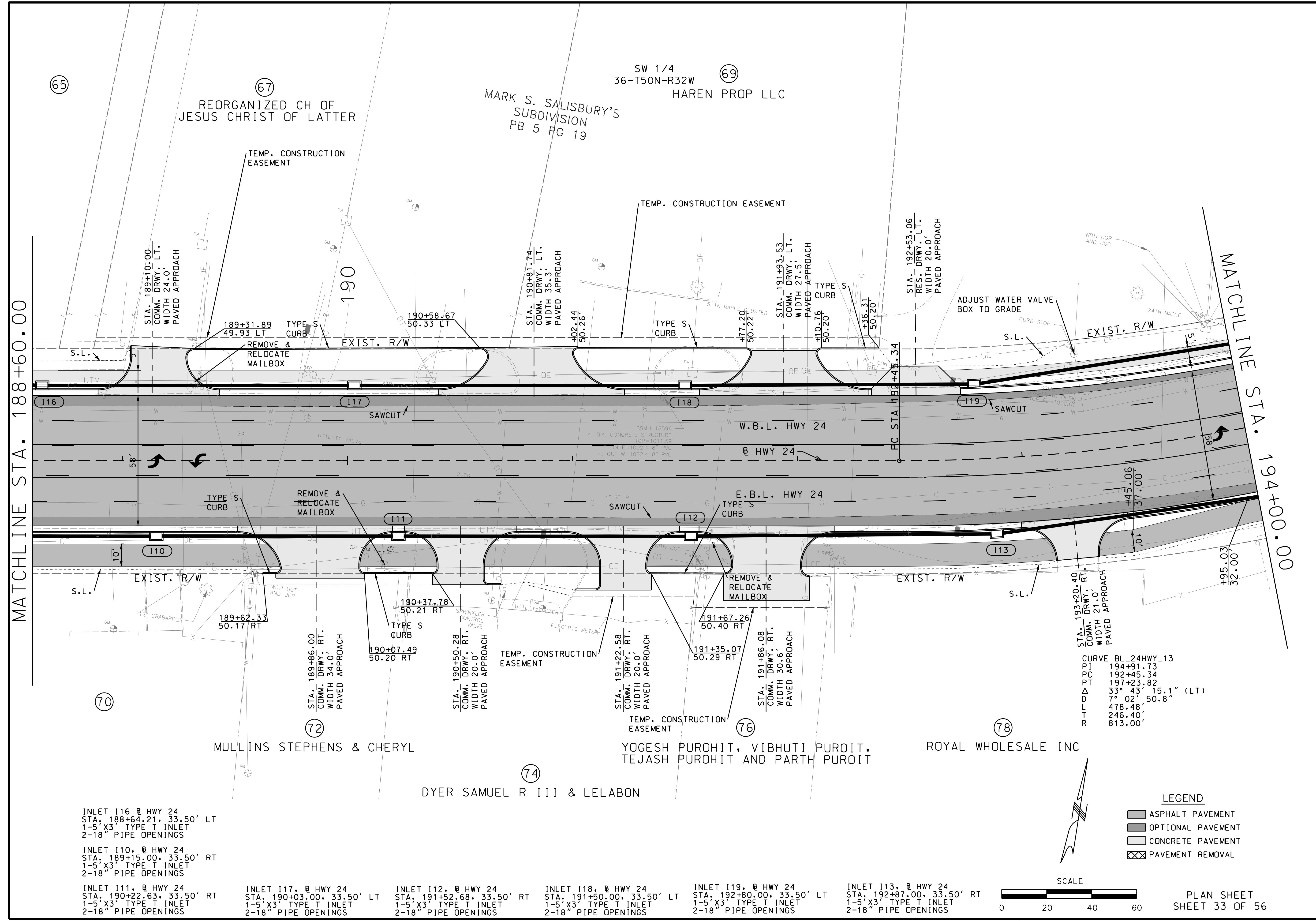
MISSOURI HIGHWAYS AND TRANSPORTATION COMMISSION



105 WEST CAPITOL  
JEFFERSON CITY, MO 65102  
1-888-ASK-MODOT (1-888-273-6636)

**BURNS MCDONNELL**  
9400 Ward Parkway  
Kansas City, MO 64114  
(816) 333-9400

IF A SEAL IS PRESENT ON THIS SHEET IT HAS BEEN ELECTRONICALLY SEALED AND DATED.



MATCHLINE STA. 188+60.00

MATCHLINE STA. 194+00.00

**INLET I16 @ HWY 24**  
STA. 188+64.21, 33.50' LT  
1-5' X3' TYPE T INLET  
2-18" PIPE OPENINGS

**INLET I10, @ HWY 24**  
STA. 189+15.00, 33.50' RT  
1-5' X3' TYPE T INLET  
2-18" PIPE OPENINGS

**INLET I11, @ HWY 24**  
STA. 190+22.63, 33.50' RT  
1-5' X3' TYPE T INLET  
2-18" PIPE OPENINGS

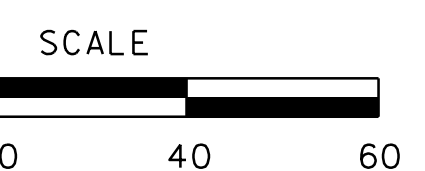
**INLET I17, @ HWY 24**  
STA. 190+03.00, 33.50' LT  
1-5' X3' TYPE T INLET  
2-18" PIPE OPENINGS

**INLET I12, @ HWY 24**  
STA. 191+52.68, 33.50' RT  
1-5' X3' TYPE T INLET  
2-18" PIPE OPENINGS

**INLET I18, @ HWY 24**  
STA. 191+50.00, 33.50' LT  
1-5' X3' TYPE T INLET  
2-18" PIPE OPENINGS

**INLET I19, @ HWY 24**  
STA. 192+80.00, 33.50' LT  
1-5' X3' TYPE T INLET  
2-18" PIPE OPENINGS

**INLET I13, @ HWY 24**  
STA. 192+87.00, 33.50' RT  
1-5' X3' TYPE T INLET  
2-18" PIPE OPENINGS



**LEGEND**

- ASPHALT PAVEMENT
- OPTIONAL PAVEMENT
- CONCRETE PAVEMENT
- PAVEMENT REMOVAL

PLAN SHEET  
SHEET 33 OF 56